



**ANNUAL
REPORT
OBSERVATORY
FOR WATER
ACCIDENTS
IN GREECE**



SAFE
WATER
SPORTS

SAFE WATER SPORTS: OBJECTIVES

Safe Water Sports is a non-profit organisation that was established in 2015 aiming primarily to support safety in water, water-related sports and recreational activities. It is a purely voluntary initiative that is supported exclusively by the private sector and the wider public (it receives no state funding). The Organisation is currently active in Greece and Cyprus, having signed cooperation agreements with institutions in both these countries. In addition to working together with private companies, it cooperates with wider public bodies, professional associations and other organizations.

The main objective of SWS is to increase the safety of activities in and around the water and reduce the risks of drowning.

The Organisation aims to develop its strategy in other countries as well, in cooperation with local public benefit or state organizations and NGOs, as it firmly believes that international cooperation, research and best practice exchange will help in reducing human loss and accidents in the water, the sea and water-related sports and recreational activities.

The Organisation has created the Observatory for Water Accidents in Greece, which collects and processes relevant data. This information helps us to clarify the causes and conditions under which these accidents take place.

Statistics and numbers related to drownings and fatal accidents in the water are a cause of great concern, especially if we take into consideration that they are largely preventable. The Organisation is fighting for a reduction in the number of people who lose their life every year in the water, by supporting and improving the institutional framework and by helping to change the behaviours of citizens and professionals, so that everyone can enjoy the water with safety and trust.

This activity is aligned to the directives of the World Health Organisation (WHO), which has recommended that every country produces a National Plan for safety in the water.

The plan of our Organisation includes actions that aim to:

- ▶ support all related state actors to be more organised and effective in their work, increasing water safety
- ▶ help professionals and companies that work in the water to improve their organisation and practices, so that safety is always the over-arching priority
- ▶ contribute to the change in attitudes and behaviours of citizens, so that they become more active and more involved, each in their own way, to the common effort that will benefit us all.

Today, the main pillars of activity of our Organisation are:

- ▶ Legal and organisational initiatives for the support of the wider institutional framework connected to water safety
- ▶ Supporting the state for the improvement of monitoring the implementation of water safety rules
- ▶ Informing and raising public awareness of water safety, through multi-level informative activities
- ▶ Educating children and young people at schools
- ▶ Certifying water sports companies (in cooperation with the TUV Austria Hellas) with the “certified quality” standard.

Apart from supporting water safety and preventing accidents, the Organisation has wider developmental aims. These are connected to tourism, as we can significantly contribute in upgrading the country’s image abroad, for the multitude of foreign visitors that choose to come to Greece for their holidays every year.

Be informed. Check. Be careful. Enjoy.

SAFE WATER SPORTS ACTIVITIES

The Organisation is currently active in Greece and Cyprus and its main actions are the following:



Integrated Information System of Audits and Inspections

Safe Water Sports has provided free of charge to the Ministry of Maritime Affairs and Insular Policy of Greece and to the Port Police of Cyprus an innovative “Integrated Information System of Audits and Inspections”.

Through this Information System, port authorities can now manage digitally all the licences of companies and professionals (water sports companies, day cruisers, lifeguard cover of beaches etc). They can run regular inspections and audits with portable devices and a special app, monitor infringements and fines imposed, check the performance of port authorities and identify possible gaps in the inspections.

Observatory for Accidents

The Organisation has established in cooperation with the state the “OBSERVATORY FOR ACCIDENTS”, which allows for the accurate recording of data related to drownings and accidents at sea and internal waters (pools, lakes, rivers, etc) in cooperation with the Hellenic Coast Guard and the Hellenic Police respectively. The Organisation has undertaken the statistical analysis of data of the Observatory, in order to plan the national policy for supporting prevention activities aiming at the continuous reduction of the loss of life.

Legislative Work

Safe Water Sports makes recommendations, participates and contributes to actions that pertain to the modernisation of the wider institutional framework regarding water safety. Up to now, three important legislative initiatives [instituting

the National Day for Prevention of Drownings and Sea Accidents (N. 4597/28-2-2019), Presidential Decree 71/2020 for the functioning of lifeguarding schools and lifeguard cover of beaches and General Regulation No. 20 (for sea sports and recreations)] have come into force with the participation and contribution of the Organisation.

Educational Programme

Safe Water Sports has designed a prototype educational program for primary and secondary education, which has received the sanction of the Greek and Cypriot Ministries of Education, and was first presented in 2018, under the aegis of the President of the Republic.

Since 2020, the educational program for primary & secondary education has been included in the platform 21+ at “Skills Labs” of the Institute for Education Policy and has become part of the national curriculum across the country.

At the same time, in cooperation with the Hellenic Coast Guard – Directorate of Port Police, the Organisation is implementing a program of school presentations named “Check-Learn-Care”.

The educational activities that we have developed aim at the consolidation of water safety rules. It addresses students of all grades and includes modern educational material, such as videos, animations, quizzes, all included in a specially designed educational bag. Every year, about 40,000 children participate in the Organisation’s educational activities.



Safe Swimming Program

For the first time, Safe Water Sports developed a unique swimming program for children with the support of the Deputy Ministry of Sports, Ministry of

Education, Research and Religious Affairs and under the auspices of the Hellenic Swimming Federation & the Pan-Hellenic Coaches Association of Physical Education, that has been included in the “Skill Labs” of the Ministry of Education to ensure the quality of learning at swimming pools and to increase water confidence and water safety awareness.

The program addresses to:

- Schools that participate in the existing swimming program (usually for 3rd and 4th grade) but also to any school that has a swimming pool.

- Swimming clubs/academies in Greece, swimming pool centers, swimming instructors.

Information campaigns for the older generation

The Organisation runs a large number of information campaigns for the older generation about the dangers that exist and the safety measures they



need to take when they are undertaking activities in the water.

The programme has been designed under the aegis of the Ministry of Maritime Affairs and Insular Policy, the Hellenic Coast Guard and the support of the Ministry of Health.

Certifying Water Sport Companies

The Organisation and TUV AUSTRIA HELLAS (an independent organisation of audit and inspection) have created a Private Certifying Standard for Water Sports Companies. The certification is based on the existence and implementation of specified safety requirements. The companies that fulfil those requirements are provided with the “Watersports certified quality” Quality Standard. 40 companies have been certified so far and it is expected that there is going to be further uptake of this Standard nationwide.

Information E-Platform

The Safe Water Sports e-platform, available online (www.safewatersports.com) and through the Safe Water Sports app for mobile devices (available in Greek & English), includes information in Greece and Cyprus on:

- ▶ 3.400+ beaches for swimming and all their features,
- ▶ legal water sports centers
- ▶ marinas
- ▶ recreation boat rentals
- ▶ certified water sports centers
- ▶ daily cruises
- ▶ hospitals, port authorities and
- ▶ current safety regulations for every water sport.

Collaborations with Local Governments

The Organisation is working together with local governments on two main strands of activity:

Placement of information signage for safety at the beach and in the sea. We have helped put up such signs in more than 500 beaches.

Info-kiosks: In the summer months these kiosks are set up at beaches and offer entertainment and information activities to children on how to be safe when at the sea and while doing water sports.



Educational visits at Ocean Lab:

Safe Water Sports has developed the Ocean Lab, a specially designed, digital, educational and interactive place, approved by the Ministry of Education & Religious Affairs where students of primary schools and high schools can visit at no cost and learn through the use of technology about their safety in the aquatic environment. So far, more than 135 schools with 5.365 students have already visited the place.

CONTENTS

page	UNIT A
19	Analysis of accidents in 2022
page	Chapter 1
21	Accidents at sea involving recreation activities
page	Chapter 2
35	Accidents involving water sports and means of recreation
page	Chapter 3
41	Lifeguard cover
page	Chapter 4
49	Accidents in internal waters
page	UNIT 'B
55	Analysis of accidents during the period 2018- 2022
page	Chapter 5
57	Accidents at sea involving recreation activities 2018-2022
page	Chapter 6
65	Accidents at sea involving recreation activities 2018-2022
page	Chapter 7
69	Accidents in internal waters 2018-2022



OPEN INVITATION FOR ACTION

Safe Water Sports Non-Profit Organisation created in 2019 the “Observatory of Accidents”, which, in cooperation with the Hellenic Coast Guard of the Ministry of Maritime Affairs and Insular Policy and the Hellenic Police of the Ministry of Citizen Protection, collects, processes and analyses data related to the loss of life and injury in water (both at sea and internal waters).

For third year in a row, the Organization produces the Observatory of Accidents for the year 2022 and comparing these with data from the period of time between 2018-2021. The present study acts as the main basis for all the future actions and initiatives that need to be taken in order to reduce drownings.

This study is also a “call for action” for our present and future partners, so that we can unite our forces in a common national action plan aiming at preventing fatal and non-fatal accidents in the water.

Everyone’s cooperation is vital, if we want to achieve a reduction of lives that are lost each year in our country’s waters.

Our Organisation is asking you to go one step further than merely reading this study. We are calling for a deep understanding of the issues that are at hand and are asking for your support. Thank you for your support and commitment to this common effort.

PANAGIOTIS PASCHALAKIS
President of the Non-Profit Organisation Safe Water Sports

MESSAGE FROM THE MINISTER OF SHIPPING AND INSULAR POLICY



Our country has the exceptional privilege of an extensive coast line of 13,676 kilometres, with at least 3,400 beaches, which offer, both to us Greeks and to our foreign visitors, the opportunity to create a unique relation with the sea.

However, this relation with the sea requires care, responsibility, measure, safety. If we do not act responsibly, the joy and entertainment may turn into pain, even mortal danger. Something which, unfortunately, many have experienced in our country.

It is therefore necessary to do what is required to protect human life at sea; to act directly, coherently and effectively, so as to reduce drownings and sea accidents.

Safe Water Sports organisation is an innovator in this field and has already created a complex and effective framework of information and prevention against accidents in the water environment.

The Hellenic Coast Guard is in close cooperation with the Safe Water Sports organisation, not only in order to inform us all, but also to build a relationship of safety with water and to create the mentality necessary that will shield us all from harm.

In this annual report of the Safe Water Sports organisation, we can clearly see the heavy cost of the absence of such a mentality in our society.

Our common goal: Safer beaches and seas for everyone.

GREETING FROM THE CHIEF OF THE HELLENIC COAST GUARD



The Hellenic Coast Guard with the valuable assistance of the non-profit organization Safe Water Sports, has developed a framework of actions and initiatives since 2015 with the primary goal of preventing and reducing accidents and drownings in Greek waters. It also aims to inform and raise awareness among the general public regarding safety issues in all water sports and recreational activities conducted at sea.

Specifically, the Port Police Directorate of the Hellenic Coast Guard, utilizing the integrated information system provided by the SWS organization, has achieved the electronic recording and digitization of data related to businesses and professionals involved in water sports and marine leisure activities in a short period of time. This information system is constantly being enriched and upgraded to enhance the control efforts of the country's Port Authorities and improve coordination of their work at a central level.

The Information System also includes the «Observatory of Sea-Based Accidents and Drownings,» which has been recording detailed data on all drownings and accidents occurring at sea since 2017. Based on the statistics collected by the Observatory, significant legislative regulations have been implemented to further modernize the existing institutional framework and enhance safety at sea and in water recreational activities.

Furthermore, recognizing that cultivating maritime traffic education and proper swimming behavior should start from a young age, the Hellenic Coast Guard implements the approved educational program of informative lectures called «PREVENT - LEARN - CARE» at schools throughout the country. This program aims to reinforce safety rules in water and water-based recreational activities. Additionally, an Educational Program for Safe Swimming for the Elderly has been developed, which will be presented by personnel and distinguished athletes of the Hellenic Coast Guard (Olympians and World Champions) to senior citizens in collaboration with Municipalities and Regional Authorities.

Considering that an average of around 350 accidents occur at sea each year, the establishment of May 11th as the National Day for the Prevention of Sea-Based Accidents and Drownings symbolizes a strong commitment from all involved stakeholders to the common prevention strategy. This commitment goes beyond raising general awareness and provides the opportunity for specific informational campaigns.

In conclusion, I want to emphasize that the protection of human life at sea is an undeniable priority for the Hellenic Coast Guard, and we express our commitment to continue supporting commendable actions and initiatives such as those undertaken by the Safe Water Sports organization. This study, which represents a systematic effort to record, process, and analyze data related to incidents of loss of life and injuries at sea, serves as a starting point for further collaboration among stakeholders with the goal of reducing accidents at sea, improving the quality of provided marine recreational services.

REAR ADMIRAL HCG GEORGIOS ALEXANDRAKIS
CHIEF OF HCG

NOTE FROM THE CHIEF OF THE HELLENIC POLICE



Safe Water Sports has been actively involved for 8 years in the field of the aquatic environment, with the primary goal of preventing drownings and water accidents. The organization's work includes enhancing safety in the aquatic environment and providing information to the public, especially children and young people, through awareness campaigns on water safety, the sea, water sports, and related recreational activities.

By compiling the Annual Observatory Report on the aquatic environment of Greece, in conjunction with its overall active efforts, Safe Water Sports aims to prevent fatal accidents that occur in this environment. It collaborates with the private and public sectors to ensure the safe participation in sports and recreational activities taking place in the water.

The Greek Police, within the framework of its role and in good cooperation with Safe Water Sports signed a Memorandum of Cooperation with the entity on September 17, 2020. The purpose of this cooperation is to jointly develop initiatives for the protection of human life and establish suitable foundations that guarantee improvements in the institutional framework regarding the aquatic environment.

Significant communication actions are also undertaken by the organization and reflected in this Annual Report. These actions prioritize informing and raising awareness among citizens about water safety through the implementation of educational programs and workshops for children and youth in school facilities throughout the country.

The review of the actions carried out by the organization, as presented in this report, highlights both its effective measures and its evolving presence. These aspects are demonstrated through the results achieved, particularly through comparative analysis with previous years of existence and operation.

In conclusion, I express my confidence in the continued success of this organization and the fruitful collaboration with the competent authorities of the Greek Police, which constantly evolves in terms of quality and progress, with a focus on protecting human life and enhancing safety in the aquatic environment overall.

Chief of the Hellenic Police
LAZAROS MAVROPOULOS
Lieutenant General

NOTE FROM THE PRESIDENT OF THE HELLENIC ASSOCIATION OF LIFEGUARD SCHOOLS



The Hellenic Association of Lifeguard Schools (HALS), as a recognised lifeguarding institution in Greece, has developed and implements, together with the non-profit organisation “Safe Water Sports”, a common frame of activity, which is defined by a memorandum of understanding and includes the following objectives:

- To develop common actions and initiatives that contribute in every way to the enhancement and promotion of safety at our coasts and seas
- To carry out training programmes and general information and education material for schools, public and private institutions
- To analyse the Observatory for Water Accidents data in common, with the aim to implement an action plan that will contribute to their reduction
- To cooperate with coastal Municipalities for the more effective lifeguard cover of beaches,
- and to cooperate for the promotion of legislative and regulatory changes, aiming at upgrading the services, training and means of lifeguard facilities.

As an Association, we are committed to accomplish our cause, take care of our defense and protect human’s life at sea.

This presentation of the report on incidents in water is the tool and basis for the important initiatives that are considered by all involved actors. We finally have a realistic representation of the incidents and their causes.

HALS offers its energy and resources to fully supports the noble and common objective that has been drawn by the non-profit organisation “Safe Water Sports”.

A handwritten signature in black ink, appearing to read 'M. Myronakis', written over a horizontal line.

MARIOS MYRONAKIS
President of the Hellenic Association of Lifeguard Schools

INTRODUCTION

In the last five years (2018-2022) 359 people on average lose their lives in the water in Greece, during a recreation activity (swimming, water sports, water recreation).

Water patrols, checks and audits by the competent public bodies, lifeguards and rescue services are very effective, but cannot be everywhere, at any given moment.

'Safe Water Sports' cooperates with institutions of the wider public sector, professional associations and other organisations, as well as with private businesses, in order to make activities in and around the water safer and reduce the risks of drowning.

The Organisation created the Observatory for Accidents in Water in Greece, which collects and processes information, helping to throw light on the causes and conditions under which these accidents happen.

The World Health Organisation (WHO) has recommended that every country puts together a National Strategic Plan for safety in water. The Observatory for Accidents assists Greece towards following this recommendation.

Drownings and fatal accidents in water are often complex and have multiple causes, but can be prevented through simple and coordinated action. Interventions such as the creation and maintenance of a safer environment, the improvement of current legislation, offering safe swimming training and raising awareness on the risks that our contact with water may entail can help all members of the public.

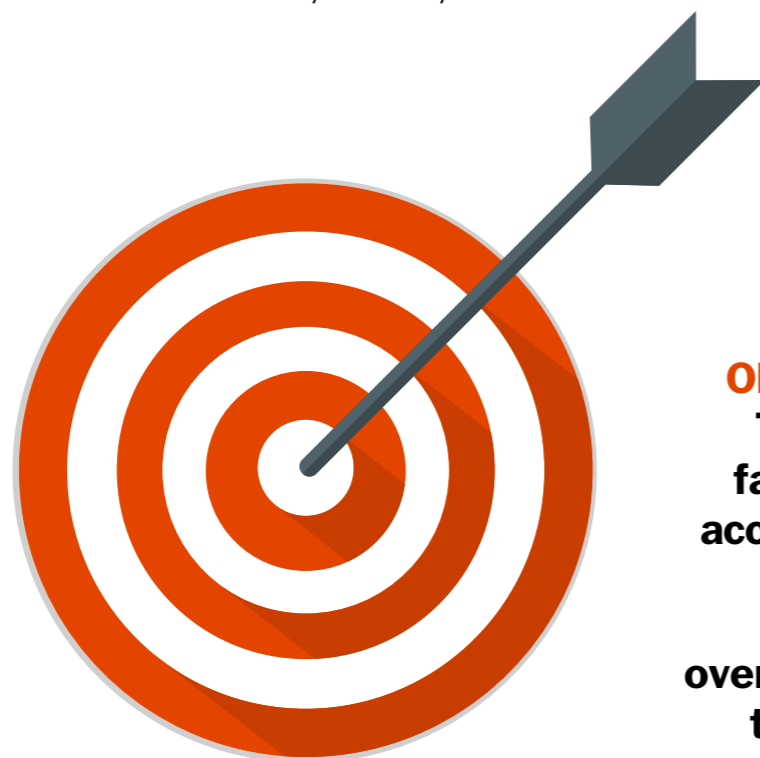
The Organisation has the knowledge and capability to approach groups of people at risk separately, with appropriate customised actions, in order to achieve a behaviour change. It can also identify the gaps in the institutional framework and take up initiatives for bridging them over.

A national strategy sets the basic pillars of action that we all need to focus on in order to make a difference. Prevention and the continuous reduction of the loss of human life are our ultimate goals.

Let us be more effective than ever, aiming at groups and activity areas with the appropriate action, informing about dangers, transforming the legal framework and - ultimately - providing greater safety to society as a whole.

OBJECTIVE

To prevent fatal water accidents, in cooperation with all interested institutions, so as to guarantee the safe enjoyment of sports and recreation in the water.



OBJECTIVE
To reduce fatal water accidents by
50%
over the next ten years.

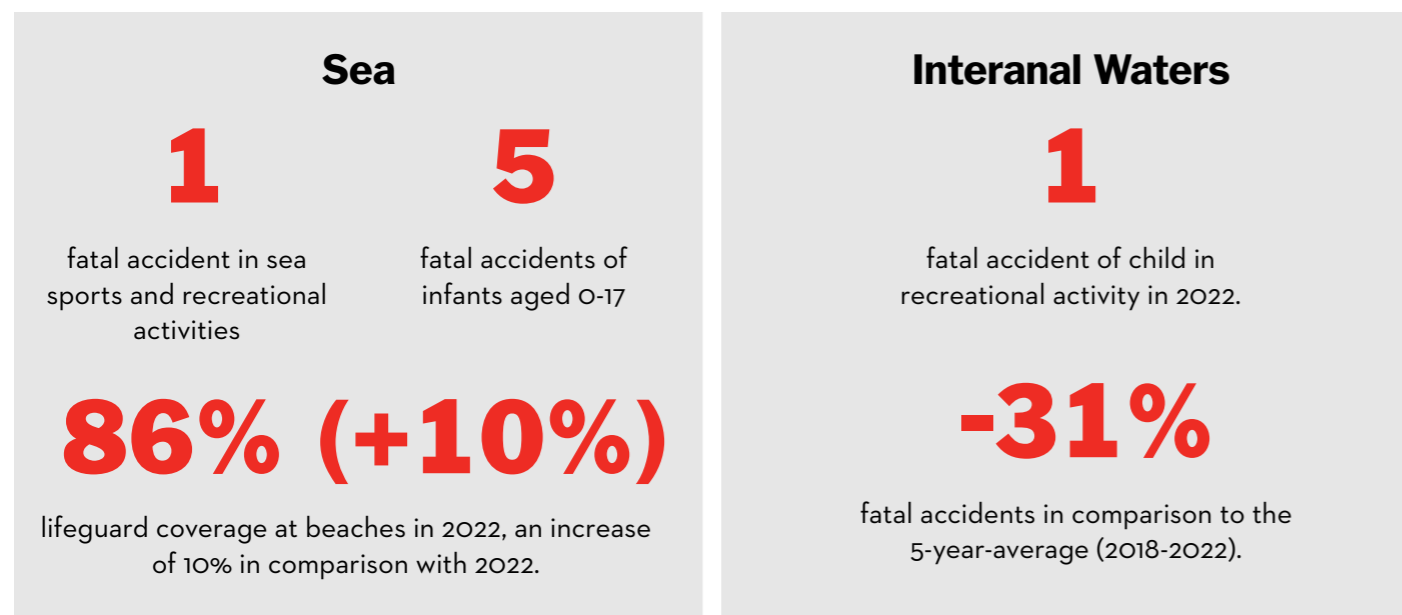
UNIT A

ACCIDENT ANALYSIS FOR 2022

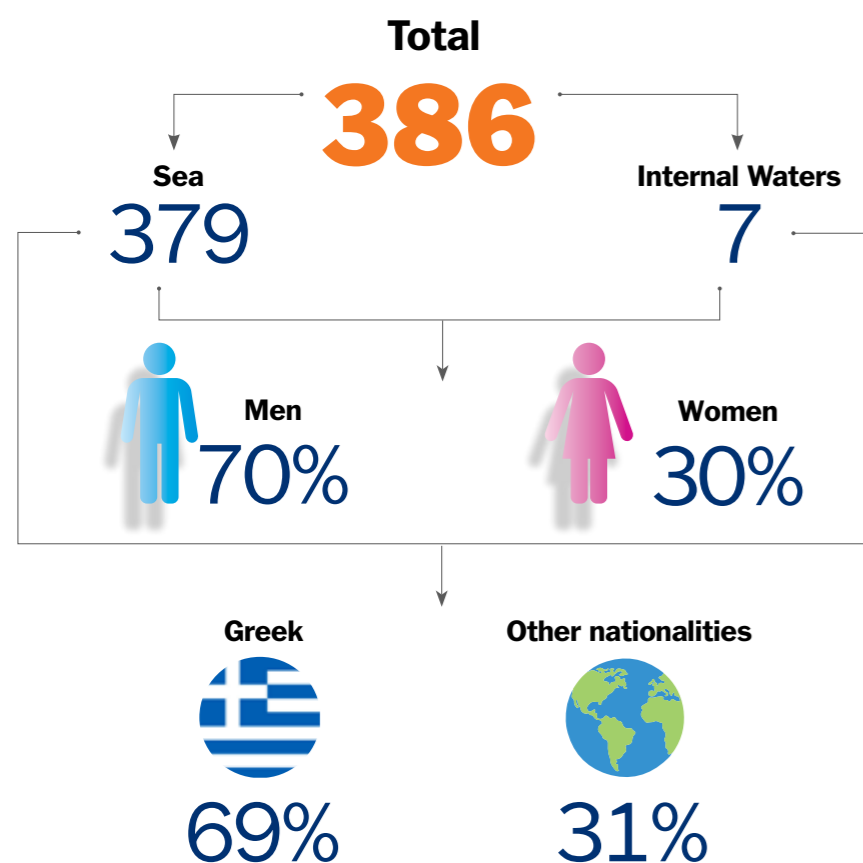
THE MAIN RESULTS OF 2022 AQUATIC ENVIRONMENT

-12

Fatal accidents compared to 2019



FATAL WATER ACCIDENTS IN THE AQUATIC ENVIRONMENT - 2022



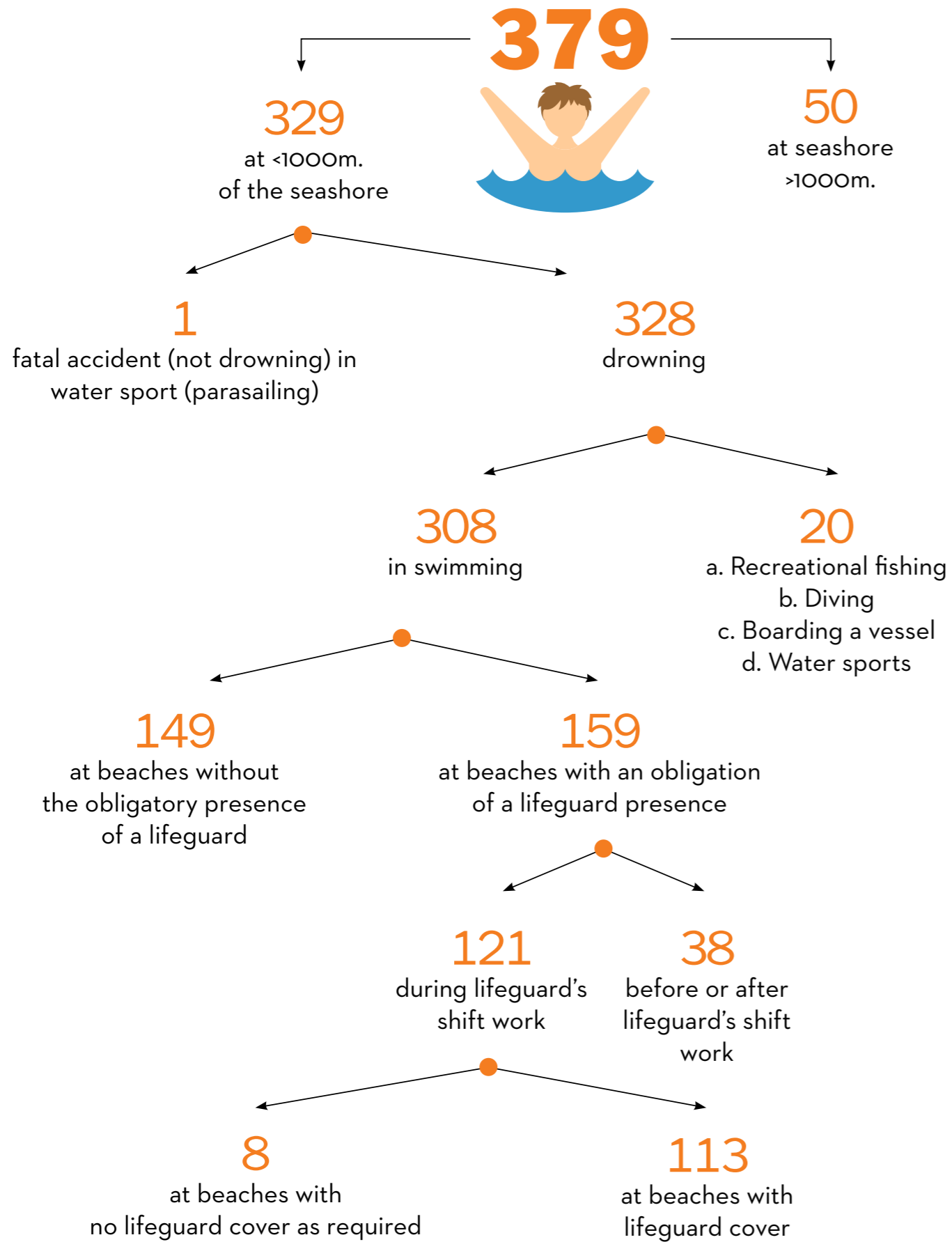
In 2022, 386 people lost their lives in the water in Greece while participating in recreational activities (swimming, water sports, water recreation activities). Of these, 379 lost their lives at sea, while another 7 in internal waters (lakes, rivers, pools, etc). Based on the data analysis, 70% (269) of the victims were men and the rest 30% (117) women, the 69% (266) were Greeks and the 31% foreigners. In the following chapters of this study we will present the analysis of the accidents (fatal and injuries only) that take place while participating in some recreational activity.

CHAPTER 1

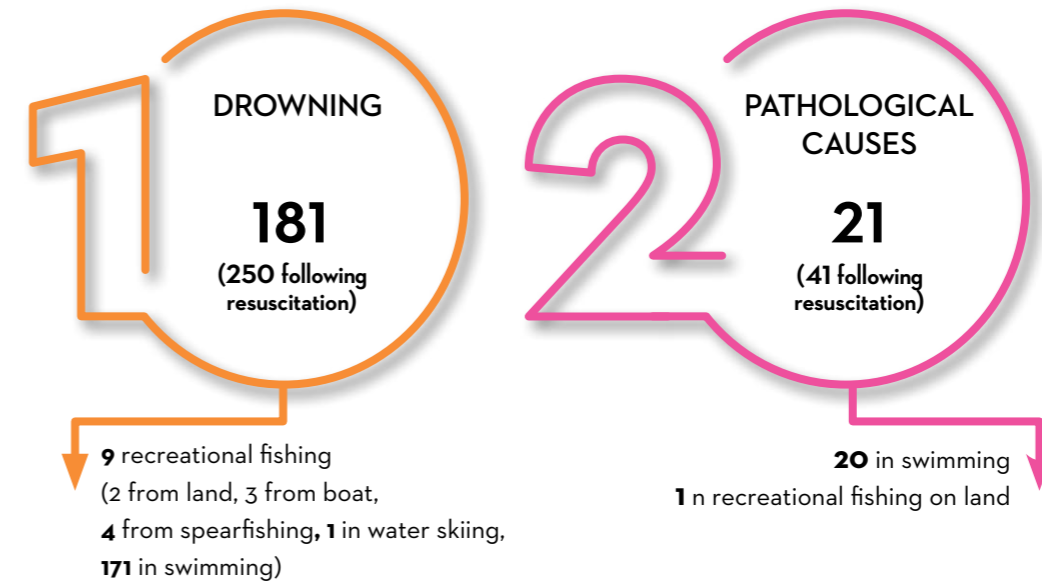
ACCIDENTS AT SEA DURING RECREATIONAL ACTIVITIES

FATAL ACCIDENTS

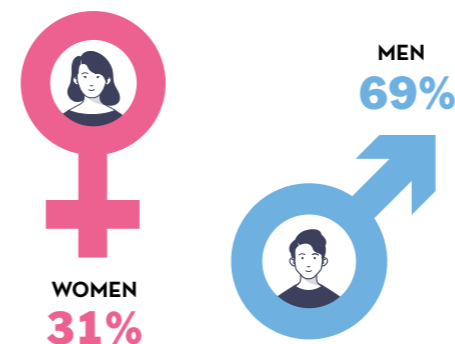
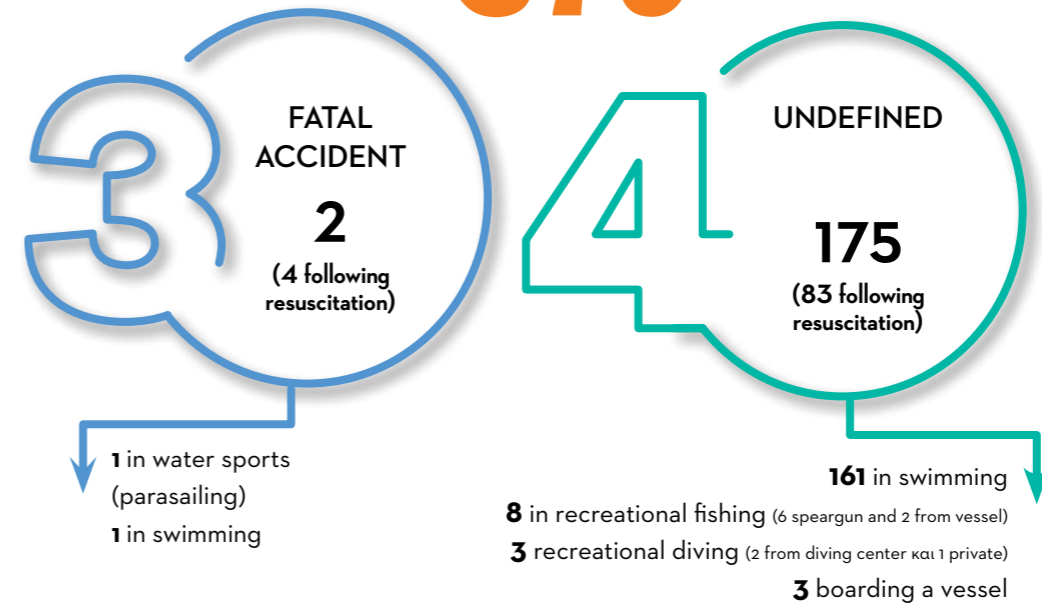
drowning-pathological causes-fatal accident-undefined



TYPE OF FATAL ACCIDENT



TOTAL 379



379
PEOPLE LOST THEIR LIVES AT SEA IN 2022

Out of the 379 deaths that happened during sea recreational activities in 2022, 181 are due to drowning (48%), 21 to pathological causes (5%), 2 to fatal accident and 175 (46%) have not yet been defined. We characterize as "undefined" those deaths where the coroner's report detailing the cause of death has not yet been completed.

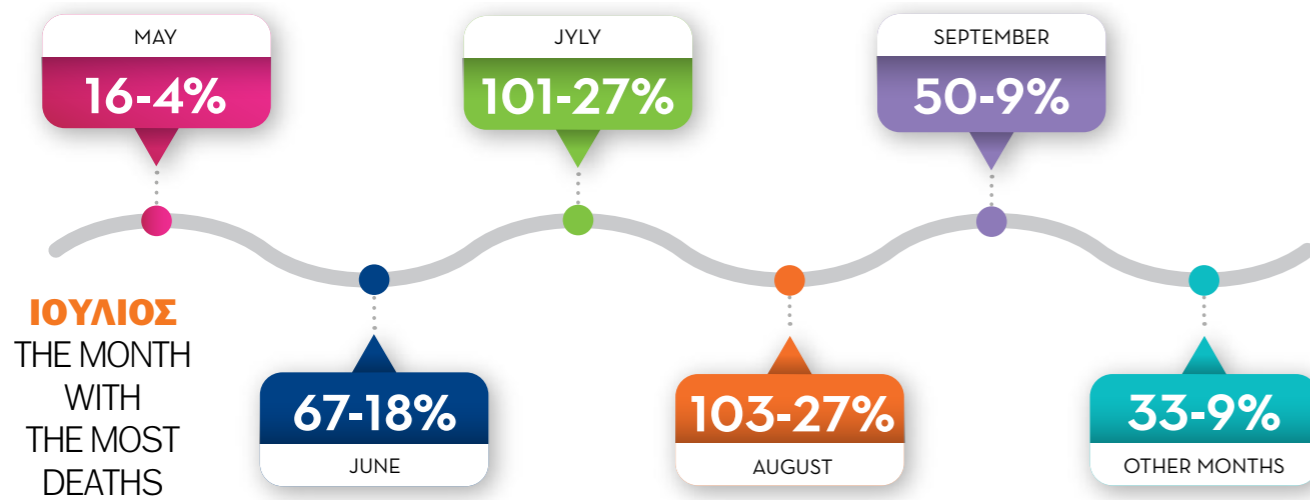
This process takes approximately one year to complete, so, the majority of the incidents are categorized either as drownings or as due to pathological causes or to fatal accidents, or they are yet undefined.

According to the last four-year average (2018-2021), 66% of deaths are due to drowning, 11% to pathological causes, 1% to fatal accidents and 22% is yet to be defined. In order to have a more consistent representation of the 2022 data, we will apply the same analogy.

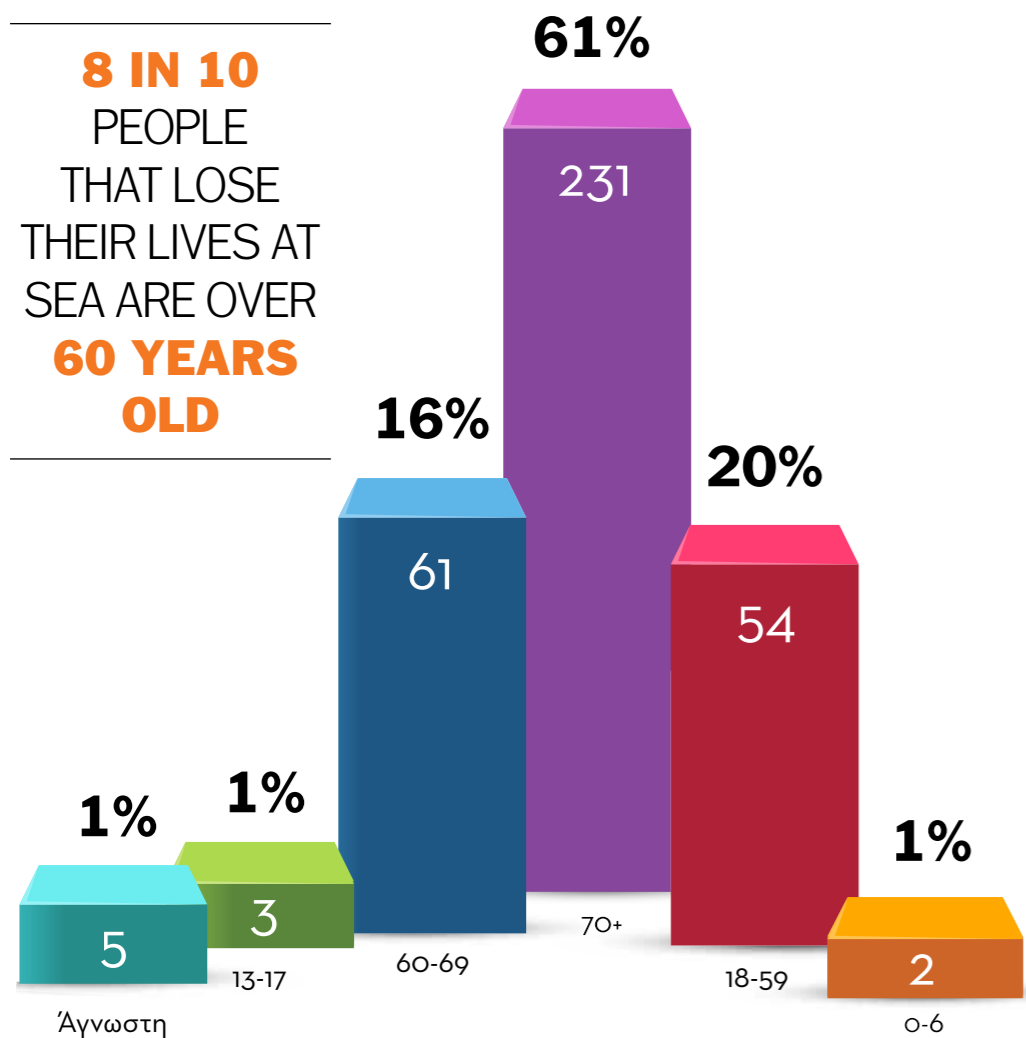
According, therefore, to this hypothesis, when all the coroner's reports have been completed, the drownings are estimated to be 250, deaths from pathological causes to be 41, deaths from fatal accidents to be 4 and we have yet to define 83 deaths.

TIME UNIT (MONTH)

As the data show, most fatal accidents are recorded during the summer months (such as in July), during which, both Greek nationals and the greatest number of tourists that visit Greece choose to swim or practice some recreational or sports activity in the sea.



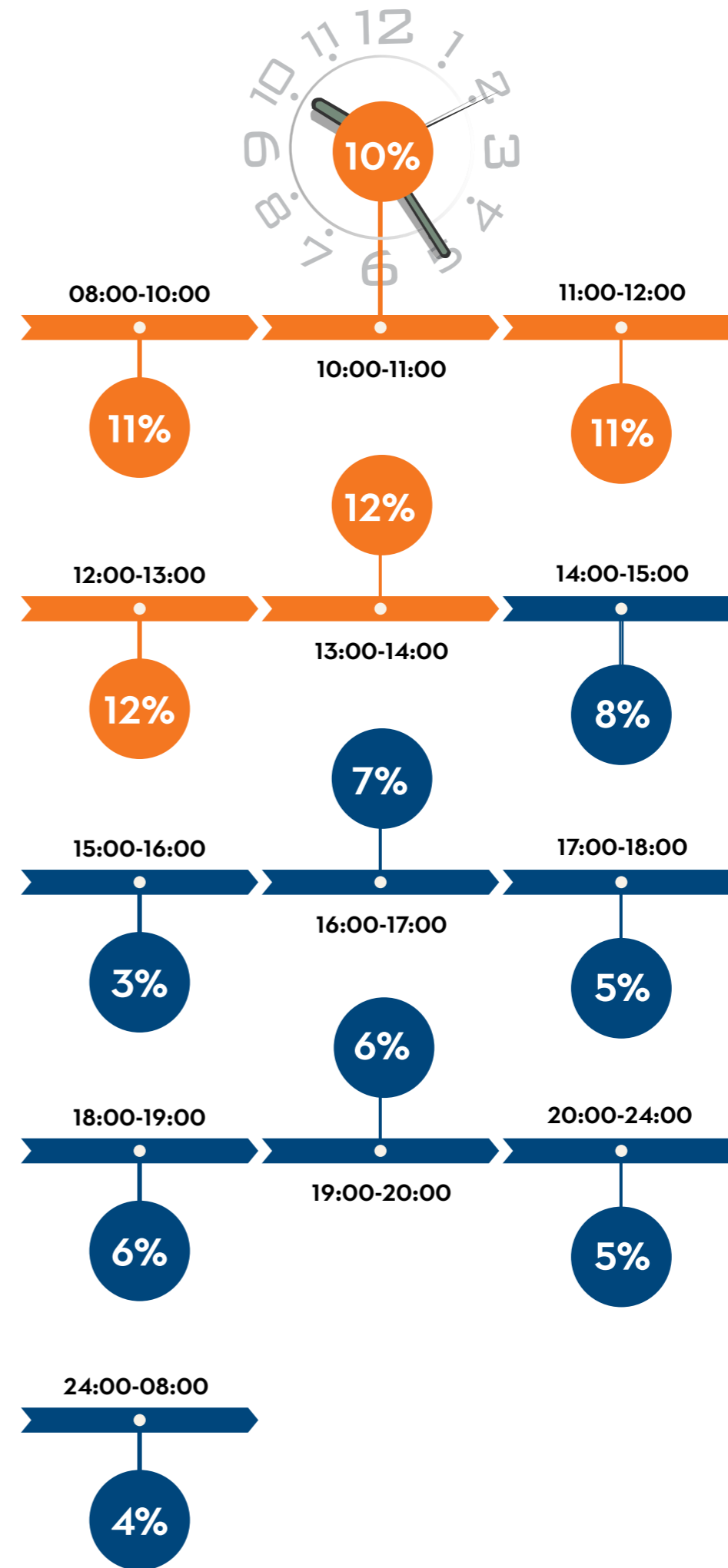
8 IN 10 PEOPLE THAT LOSE THEIR LIVES AT SEA ARE OVER **60 YEARS OLD**



AGES

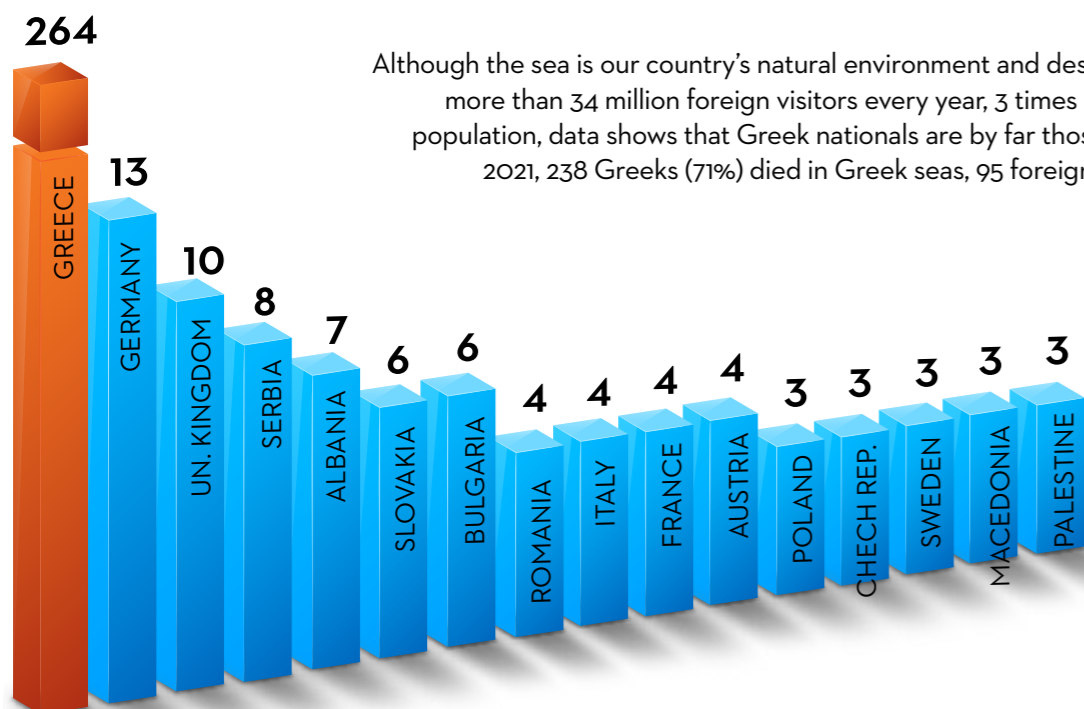
Out of 379 fatal accidents, 292 were people over 60 years old (77%), 77 people between 18- 59 years old, 5 children aged 0-17 and 5 of unknown age. Based on these data, Safe Water Sports in cooperation with the Ministry of Maritime Affairs and Insular Policy, the Coast Guard and the support of the Ministry of Health & National Public Health Organization, created a series of awareness actions in the summer of 2020, aiming at informing older people about the risks at sea and the necessary measures they need to take through presentations at Open Care Centers for the elderly.

TIME UNIT (HOUR)



The period of time between 08:00-10:00 records most incidents of fatal accidents (13%). This is the time when fewer people go to the beach, however more older people (60+, accounting for 77% of the total victims) choose to go swimming in the sea in the early morning hours, which may explain the above.

The time period of 12:00- 13:00 follows with 12% of cases being recorded. It is also worth noting that for now on the lifeguard cover of beaches begins at 10:00 until 18:00. This data has been taken into consideration during the drafting of the new Presidential Decree 71/2020, concerning lifeguard cover of beaches, which was passed in 2020 and took effect in 2021, whereby the schedule of lifeguard cover at beaches increased by one hour (from 10:30-17:30 -7 hours to 10:00-18:00 - 8 hours), allowing for local authorities to potentially extend this further.



Although the sea is our country's natural environment and despite the fact that we receive more than 34 million foreign visitors every year, 3 times over the number of our total population, data shows that Greek nationals are by far those that lose their lives in it. In 2021, 238 Greeks (71%) died in Greek seas, 95 foreigners & 3 unidentified victims.

NATIONALITIES

264
GREEKS LOST
THEIR LIVES
AT SEA IN
2021



MUNICIPALITIES

Based on the collected data, the Municipalities of Nea Propontida had the most fatal accidents (drownings etc.), following the Municipality of Aegina, Zante, Chersonisos, Alimos and Rhodes.

FATAL ACCIDENTS

The following table shows fatal accidents in 2021 per Municipality

REGION	MUNICIPALITY	TOTAL DEATHS	DROWNING	PATHOLOGICAL CAUSES	FATAL ACCIDENT	NON DEFINED
EAST. MACEDONIA & THRACE	AVDIRA	3	2	1		
EAST. MACEDONIA & THRACE	ALEXANDROUPOLI	1	1			
EAST. MACEDONIA & THRACE	THASOS	2	2			
EAST. MACEDONIA & THRACE	KAVALA	2	2			
EAST. MACEDONIA & THRACE	KOMOTINI	4	3			1
EAST. MACEDONIA & THRACE	MARONIA-SAPON	3	1	2		
EAST. MACEDONIA & THRACE	NESTOS	2	2			
EAST. MACEDONIA & THRACE	PAGAI0	5	2	1		2
ATTICA	AGISTRI	1	1			
ATTICA	AEGINA	9	7			2
ATTICA	ALIMOS	8	2			6
ATTICA	ASPROPIRGOS	1				1
ATTICA	VARI - VOULA - VOULIAGMENI	6	4			2
ATTICA	ELEFSINA	1				1
ATTICA	ELLINIKO - ARGIROUPOLI	1	1			
ATTICA	KROPIA	2	1			1
ATTICA	LAVREOTIKI	3				3
ATTICA	MARATHONAS	7	6			1
ATTICA	MARKOPOULO MESOGAIAS	6	5	1		
ATTICA	MEGARA	5		1		4
ATTICA	MOSCHAT0 - TAVROS	1				1
ATTICA	PALAI0 FALIRO	3	1			2
ATTICA	PEIRAIAS	3				3
ATTICA	RAFINA - PIKERM1	1	1			
ATTICA	SALAMINA	4				4
ATTICA	SARONIKOS	7	5			2
ATTICA	SPATA - ARTEMIDA	7	6			1
ATTICA	TRIZINIA - METHANA	1	1			
ATTICA	HYDRA	1				1
ATTICA	OROPOS	5	1			4
NORTH AEGEAN	EASTERN LESCOS	2	2			
NORTH AEGEAN	MITILINI	2	1			1
NORTH AEGEAN	IKARIA	1	1			
NORTH AEGEAN	LIMNOS	2	2			
NORTH AEGEAN	SAMOS	5	2			3
NORTH AEGEAN	CHIOS	2				2
WESTERN GREECE	EGIALIA	5	1			4
WESTERN GREECE	ZACHARO	1				1
WESTERN GREECE	ILIDA	1				1
WESTERN GREECE	MESOLOGI	4	4			
WESTERN GREECE	NAFPAKTOS	4	3			1
WESTERN GREECE	XIROMERO	1	1			
WESTERN GREECE	PATRA	4				4
WESTERN GREECE	PINEIOS	1	1			
WESTERN GREECE	PYRGOS	1				1
EPIRUS	IGOUMENITSA	4			1	3
EPIRUS	PARGA	2	2			
EPIRUS	PREVEZA	5	3	2		
EPIRUS	FILIATON	1				1

REGION	MUNICIPALITY	TOTAL DEATHS	DROWNING	PATHOLOGICAL CAUSES	FATAL ACCIDENT	NON DEFINED
THESSALY	AGIA	2				2
THESSALY	ALMIROS	1	1			
THESSALY	VOLOS	4	4			
THESSALY	ZAGORA - MOURESI	1	1			
THESSALY	SOUTHERN PILION	2	2			
THESSALY	SKIATHOS	2				2
IONIAN ISLANDS	NOTHERN CORFU	1				1
IONIAN ISLANDS	CENTRAL CORFU	3	1			2
IONIAN ISLANDS	SOUTHERN CORFU	2	1			1
IONIAN ISLANDS	ARGOSTOLI	1				1
IONIAN ISLANDS	ZAKYNTHOS	9	8	1		
IONIAN ISLANDS	ITHAKA	1		1		
IONIAN ISLANDS	LEFKADA	4	4			
IONIAN ISLANDS	LIXOURI	1				1
IONIAN ISLANDS	MEGANISI	2	2			
IONIAN ISLANDS	PAXOI	1				1
CENTRAL MACEDONIA	AMFIPOLI	2				2
CENTRAL MACEDONIA	ARISTOTELI	3	1		1	1
CENTRAL MACEDONIA	VOLVI	3				3
CENTRAL MACEDONIA	DION - OLYMPUS	2	2			
CENTRAL MACEDONIA	THERMAIKOS	3	2			1
CENTRAL MACEDONIA	THESALONIKI	2	2			
CENTRAL MACEDONIA	KALAMARIA	1	1			
CENTRAL MACEDONIA	CASSANDRA	4				4
CENTRAL MACEDONIA	KATERINI	6	2			4
CENTRAL MACEDONIA	NEA PROPONTIDA	11				11
CENTRAL MACEDONIA	POLYGYROS	2				2
CENTRAL MACEDONIA	SITHONIA	5	5			
CRETE	AGIOS VASILEIOS	2	1			1
CRETE	AGIOS NIKOLAOS	3				3
CRETE	APOKORONOS	4	1	2		1
CRETE	IERAPETRA	2	2			
CRETE	KANTANOS - SELINOS	1				1
CRETE	KISSAMOS	2	1			1
CRETE	MILOPOTAMOS	2	2			
CRETE	PLATANIA	3				3
CRETE	RETHYMNO	6	3	1		2
CRETE	SITEIA	1				1
CRETE	SFAKIA	2	2			
CRETE	CHANIA	6	1	2		3
CRETE	CHERSONISOS	9	7	1		1
SOUTH AEGEAN	ANDROS	1	1			
SOUTH AEGEAN	ANTIPAROS	1	1			
SOUTH AEGEAN	ASTIPALAIA	2				2
SOUTH AEGEAN	THIRA	2				2
SOUTH AEGEAN	KALYMNOS	1				1
SOUTH AEGEAN	KARPATOS	1				1
SOUTH AEGEAN	KOS	7	7			
SOUTH AEGEAN	MILOS	1				1
SOUTH AEGEAN	MYKONOS	2	1			1
SOUTH AEGEAN	PAROS	2				2
SOUTH AEGEAN	PATMOS	1				1
SOUTH AEGEAN	RHODES	8	5			3
SOUTH AEGEAN	SIFNOS	1				1
SOUTH AEGEAN	SYROS - ERMOUPOLI	1				1
SOUTH AEGEAN	CHALKI	1	1			
PELOPONNESE	EASTERN MANI	1	1			

REGION	MUNICIPALITY	TOTAL DEATHS	DROWNING	PATHOLOGICAL CAUSES	FATAL ACCIDENT	NON DEFINED
PELOPONNESE	VELO- VOCHA	2				2
PELOPONNESE	NOTHERN KINOUREIA	1				1
PELOPONNESE	WESTERN MANI	1	1			
PELOPONNESE	EPIDAVROS	2				2
PELOPONNESE	ERMIONIDA	2				2
PELOPONNESE	KALAMATA	3	1			2
PELOPONNESE	KORINTHOS	5	4			1
PELOPONNESE	LOYTRAKI - PERACHORAS - AGIOI THEODOROI	6	1			5
PELOPONNESE	MESSINI	4	2			2
PELOPONNESE	NAFPLIO	5	3	1		1
PELOPONNESE	SOUTHERN KINOUREIA	3	1	1		1
PELOPONNESE	XILOCASTRO - EVROSTINI	3				3
PELOPONNESE	PYLOS- NESTORA	3	1			2
PELOPONNESE	TRIFILIA	2	1			1
CENTRAL GREECE	DELPHOI	1	1			
CENTRAL GREECE	DISTOMO- ARAXOVA- ANTIKIRA	1	1			
CENTRAL GREECE	ERETRIA	3	1			2
CENTRAL GREECE	ISTIAIA - AIDIPSOS	7	5	2		
CENTRAL GREECE	KIMI - ALIVERI	2	1			1
CENTRAL GREECE	LOKROI	2	1			1
CENTRAL GREECE	MANTOUDI- LIMNI - AGIA ANNA	1	1			
CENTRAL GREECE	MOLOS - AGIOS KONSTANTINOS	1				1
CENTRAL GREECE	STYLIDA	1				1
CENTRAL GREECE	TANAGRA	3				3
CENTRAL GREECE	CHALKIDA	5				5

FATAL ACCIDENTS

The following chart shows fatal accidents in 2021 per region

REGION	TOTAL DEATHS	DROWNING	PATHOLOGICAL CAUSES	FATAL ACCIDENT	NON DEFINED
EASTERN MACEDONIA & THRACE	22	14	4		3
ATTICA	83	42	3		38
NORTH AEGEAN	14	8			6
WESTERN GREECE	22	10			12
EPIRUS	12	5	2	1	4
THESSALY	12	8			4
IONIAN ISLANDS	25	16	2		7
CENTRAL MACEDONIA	44	14		1	29
CRETE	43	20	6		17
SOUTH AEGEAN	32	16			16
PELOPONNESE	43	16	2		25
CENTRAL GREECE	27	11	2		14

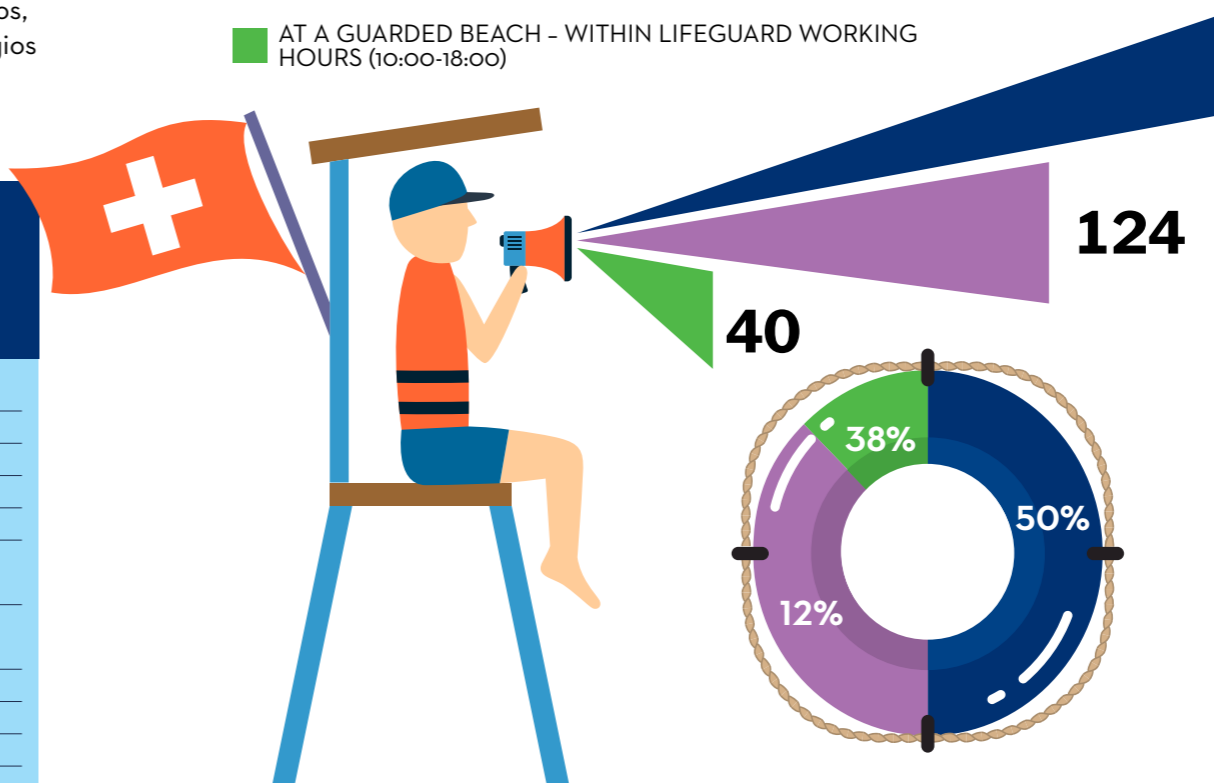
BEACHES

The following table shows the beaches where the most fatal accidents happened in 2022, as well as the number of lifeguards that should have been appointed in the specific beach by the Municipality or the responsible authority vs. the ones that were in the end appointed. In A'Alipedo Alimos beach at the Municipality of Alimos & in Rethymnos there were recorded 4 fatal accidents. Additionally, in Agios Spyridonas beach of Municipality of Markopoulos, in Akti Paralia of Municipality of Aikaterini, in Lampi of Kos, in Loutraki of Loutraki, in Loutsas from Triana str.to Agios Spyridonas of Spata-Artemida, in N.Potidaia of N.Propontida and in Platania of Platania, 3 people lost their lives accordingly.

MUNICIPALITY	BEACH NAME	TOTAL OF FATAL ACCIDENTS	LIFEGUARDS THAT SHOULD HAVE BEEN APPOINTED BASED ON LAW	LIFEGUARDS THAT WERE APPOINTED IN THE END
ALIMOS	A' ALIPEDO ALIMOS	4	1	1
RETHYMNO	RETHYMNO	4	8	8
MARKOPOULOS	AGIOS SPIRIDON	3	1	1
KATERINI	AKTI BEACH NEW	3	8	8
KOS	LAMPI (AMMOGLOSA)	3	0	0
LOUTRAKI-PERACHORA	LOUTRAKI	3	3	3
AGIOI THEODOROI	LOUTSA (FROM TRIENAS STR. TO AGIO SPIRIDON)	3	4	4
NEA PROPONTIDA	NEA POTIDEA	3	1	1
PLATANIAS	PLATANIAS	3	6	6
OROPOS	AGIOI APOSTOLOI-KALAMOS	2	0	0
AEGINA	AGIA MARINA	2	1	1
SALAMINA	EANTIO KATSOULI (12 TH STOP)	2	1	0
KATERINI	BEACH OLYMPIAKHS NEW	2	7	7
APOKORONOS	ALMIRIDA	2	1	1
MARATHONAS	FROM LEONIDAS SPARTIATIS STR. TO KAKARIS HOTEL	2	4	4
KOMOTINI	AROGI	2	3	3
MARKOPOULO	AVLAKI	2	1	1
IGOUMENITSA	DREPANO	2	4	4
VARI-VOULA-VOULIAGMENI	VARKIZA BEACH	2	2	2
MARONIA-SAPON	IMEROS	2	0	0
ZAKYTHNOS	FROM KALAMAKI TO CRYSTAL HOTEL	2	0	0
CHERSONISOS	MALIA BEACH	2	1	1
OROPOS	MARKOPOULO	2	2	2
NEA PROPONTIDA	N. FLOGITA	2	1	1
PAGAI	NEA IRAKLITSA	2	0	0
AMFIPOLI	NEON KARDILION	2	0	0
ALIMOS	BEACH AKTI TOU ILIOY	2	2	2
VOLOS	ALYKES	2	2	2
SARONIKOS	PALIA FOKEA	2	0	0
PALIO FALIRO	FROM LIMANAKI ALIEON TO REMA PIKRODAFNIS (EXCEPT FROM POSEIDON TO EDEM)	2	1	1
SOUTH KINOURIA	TIROS BEACH	2	0	0
THERMAIKOS	PEREAS	2	1	1
TANAGRA	PLAKA DILESI	2	2	2
AEGINA	SKALA	2	1	0
NEA PROPONTIDA	SOZOPOLI	2	1	1
MESOLOGI	TOURLIDA	2	1	1
RHODES	FALIRAKI	2	3	3
VOLOS	XRISI AKTI PANAGIAS	2	0	0

ACCIDENTS AT BEACHES (WITH/WITHOUT LIFEGUARDS)

- AT A BEACH WITHOUT A LIFEGUARD
- AT A GUARDED BEACH - OUTSIDE LIFEGUARD WORKING HOURS (08:00-10:00 & 18:00-08:00)
- AT A GUARDED BEACH - WITHIN LIFEGUARD WORKING HOURS (10:00-18:00)



166

124

40

50% of fatal accidents (166) were recorded in beaches with no obligation for lifeguard cover, 38% (124) at guarded beaches within the lifeguard working hours and, finally, 12% (40) at guarded beaches outside lifeguard working hours.

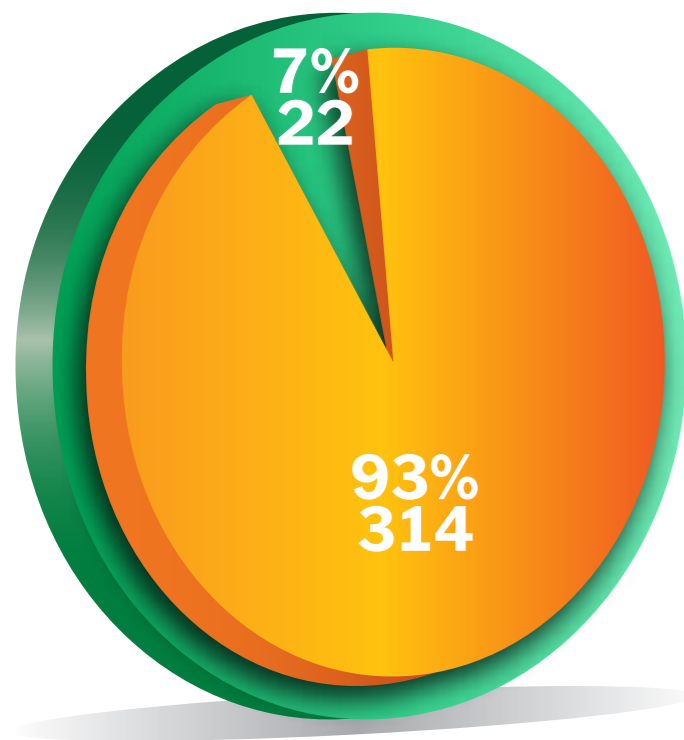
So 62% of deaths take place at beaches that are not protected by a lifeguard.

This fact shows how important lifeguard cover is for the prevention of drownings.



ACCIDENTS AT BEACHES BELONGING TO THE NATIONAL BEACH REGISTER

- AT A REGISTERED BEACH
- IN THE OPEN SEA/
AT A NON REGISTERED BEACH



Greece has a coastline of 13,676 Km. The beaches and locations where one can enjoy swimming and recreational activities are endless. The Observatory of Accidents has created the National Beach Register, where more than 3,400 beaches are registered, enabling a better monitoring of incidents.

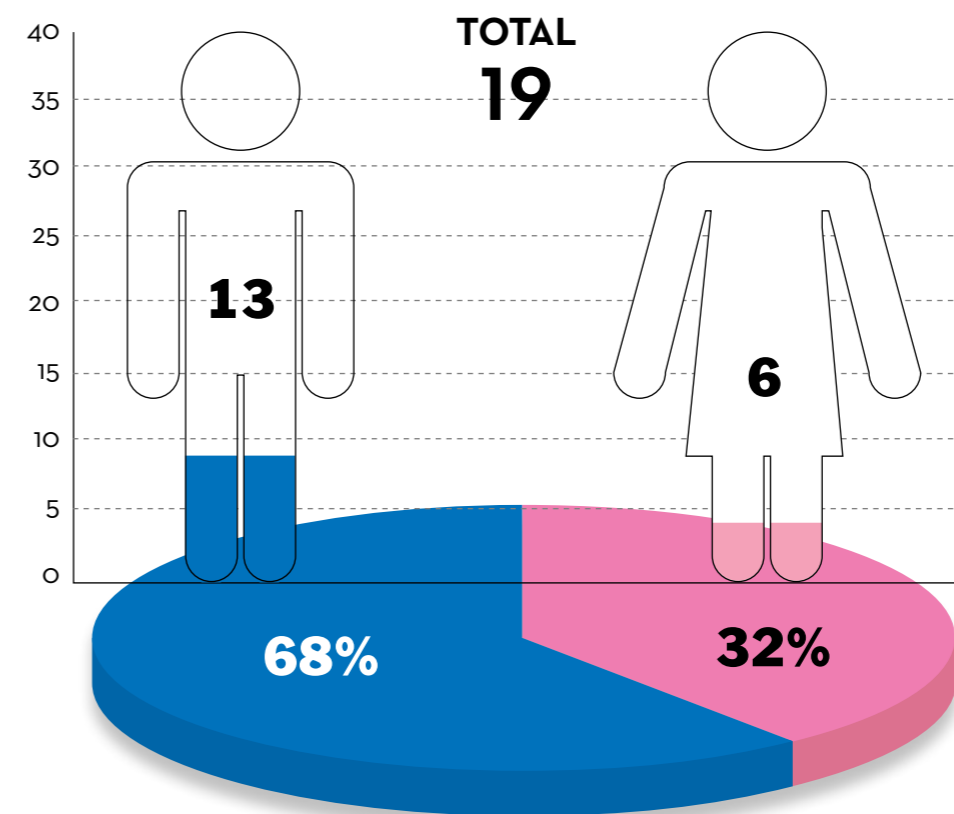
The beaches included in the Beach Register are in their majority popular beaches (organised and non-organised). An incident (accident or injury) is considered to have taken place on a specific beach of the Beach Register if it happened less than 1 km from the coast.

At a longer distance, it is considered to have taken place in the open sea and is not correlated with any beach from the Register. Equally, if it happens close to the coastline, but in a location that is not recorded as a registered beach, again the incident is not connected to a Register beach. The data analysis shows that 93% of fatal accidents takes place at a distance less than 1km from the coast and at a registered beach.

Therefore, if we could protect and monitor these 3,400 registered beaches better, we could significantly reduce human loss.

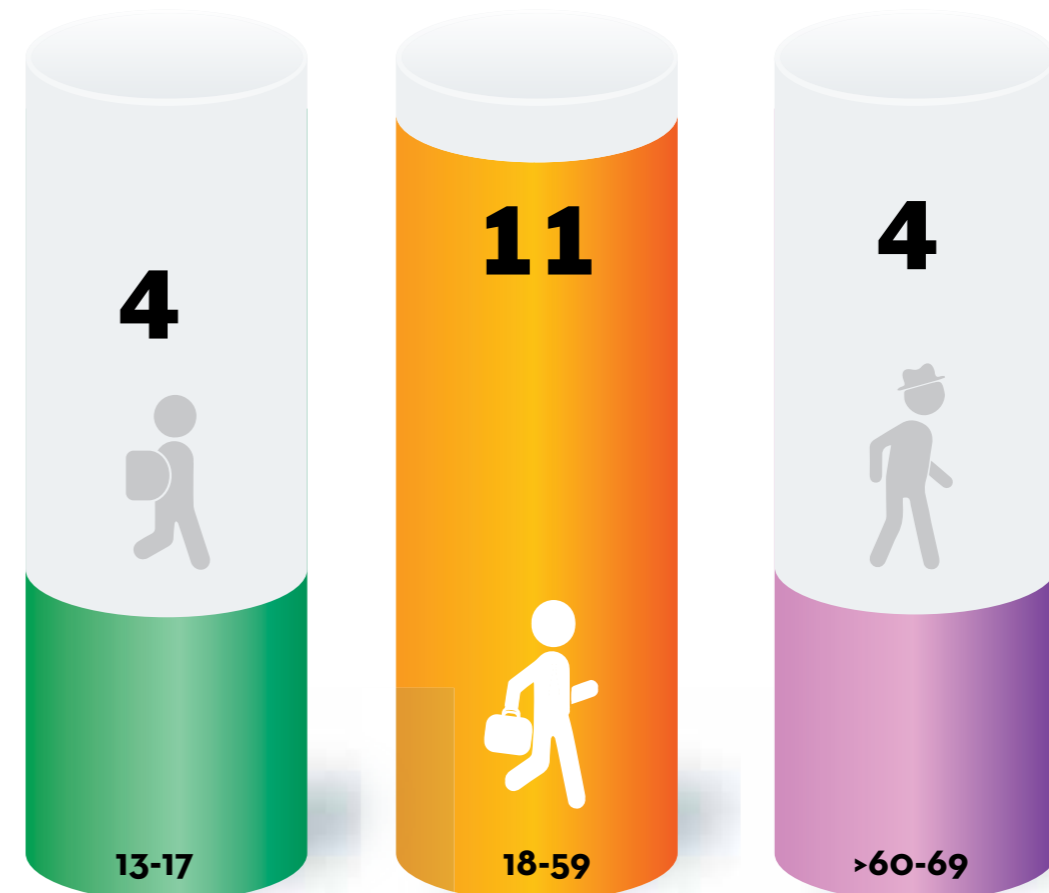


INJURIES AT SEA



The Observatory for Accidents records the injuries that happen at sea, when these are reported to the Coast Guard. Non-reported incidents are not included in this analysis.

In 2022 a total of 19 injuries were reported to Coast Guard authorities across Greece. From these, 68% (13) involved men and 32% (6) involved women.



AGES

58% of injuries (11) involve people aged 18-59, as expected, as these are the most active age groups at sea. 21% involves people over 60, who are more vulnerable to injury due to age and lack of attention and 21% involves children aged 13-17 years old.

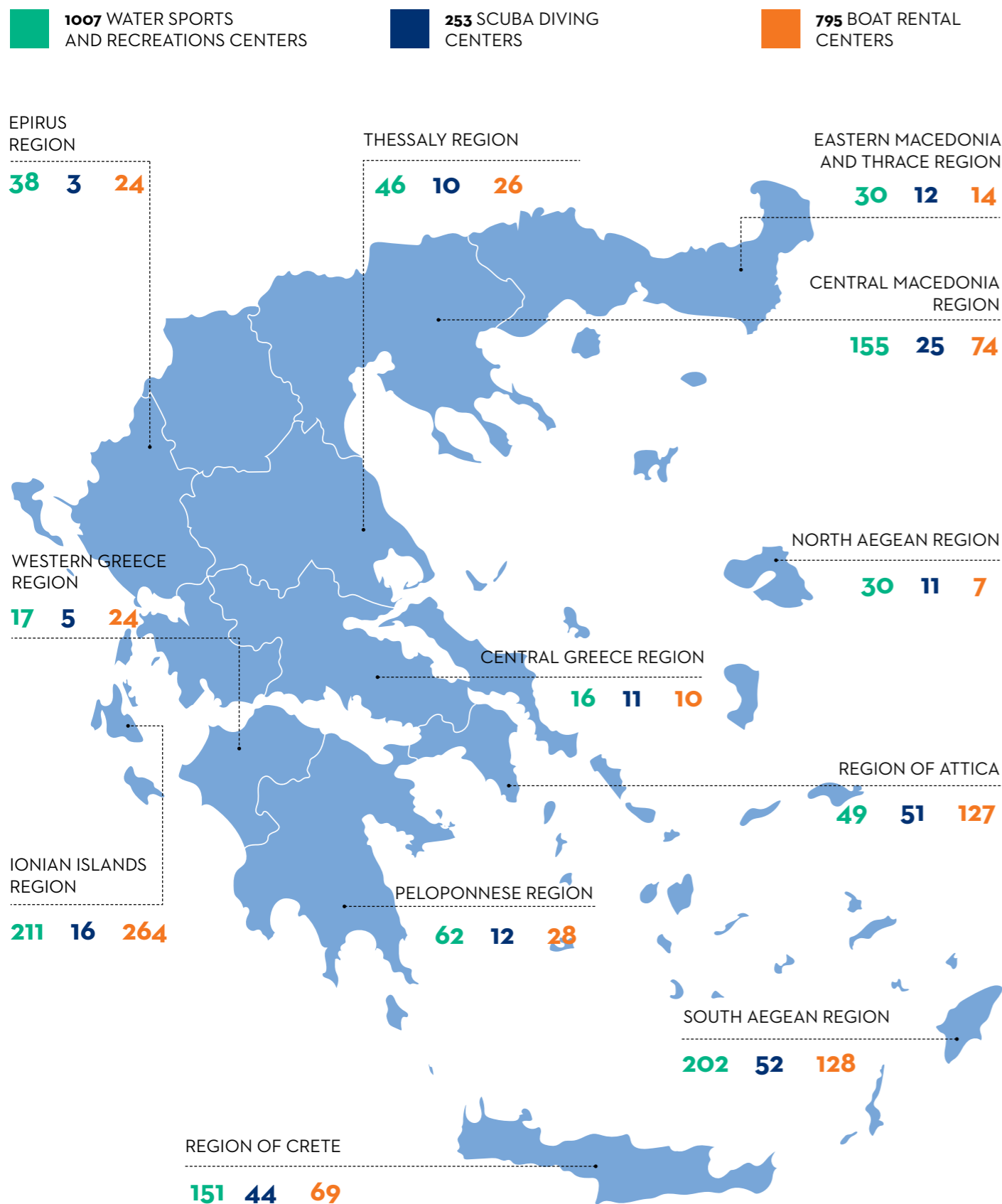


CHAPTER 2

ACCIDENTS DURING WATER SPORTS AND RECREATIONAL ACTIVITIES

WATER SPORTS AND RECREATION BUSINESSES IN GREECE

This data was recorded in 1/8/2022.




MOST POPULAR SEA RECREATIONS

The following is a list of the most popular recreation activities, based on the number of centers that offer them.



INJURIES 2022



WATER SPORTS



WHILE USING SPEED BOAT


FATAL ACCIDENTS

In 2022, 1 death was recorded involving a speedboat. This stresses how careful speed boat handlers should be, as the risks to swimmers and to those on board are huge.



INJURIES

In 2022, 12 injuries were recorded during activities involving a speed boat (while swimming, recreational fishing, (spear gun), diving center.





CHAPTER 3

LIFEGUARD COVER

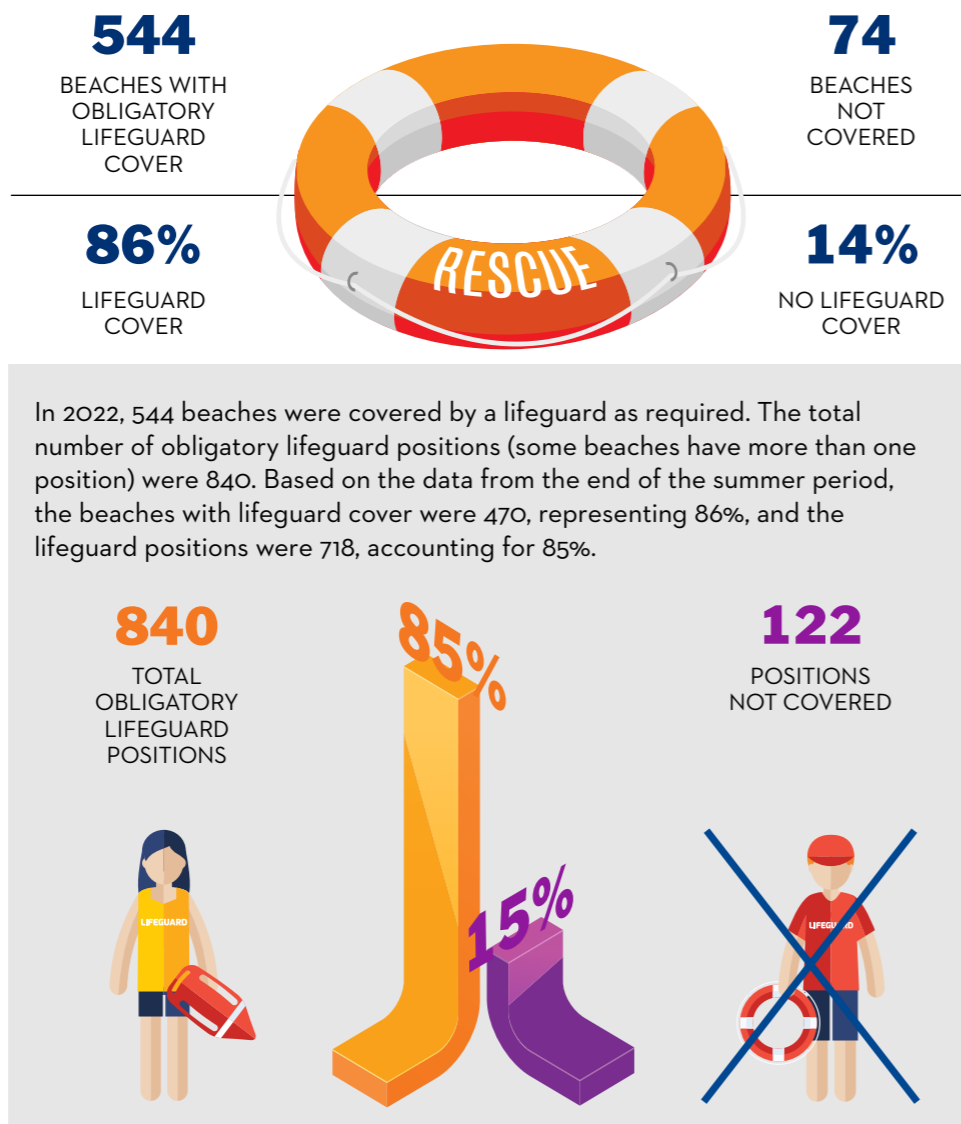
According to the current law, only bathing facilities that are either popular/highly frequented to the public or have a ticket entrance are obliged to have lifeguard cover. With the Presidential Decree (for 2020), for the drafting and formulation of which our Organisation played a pivotal role, the following important changes have taken place:

- ▶ The first 15 days of August is the period of time during which the committee determines whether a beach is popular/highly frequented, taking into consideration the average daily presence of three hundred (300) bathers at least, in every 1 klm of coastline during the rush hour, any accidents that have happened in the past or any other reasons connected to the local characteristics of the area.
- ▶ Obligatory lifeguard cover in beaches was extended from three months to four months, i.e. from 1st June to 30th September every year.

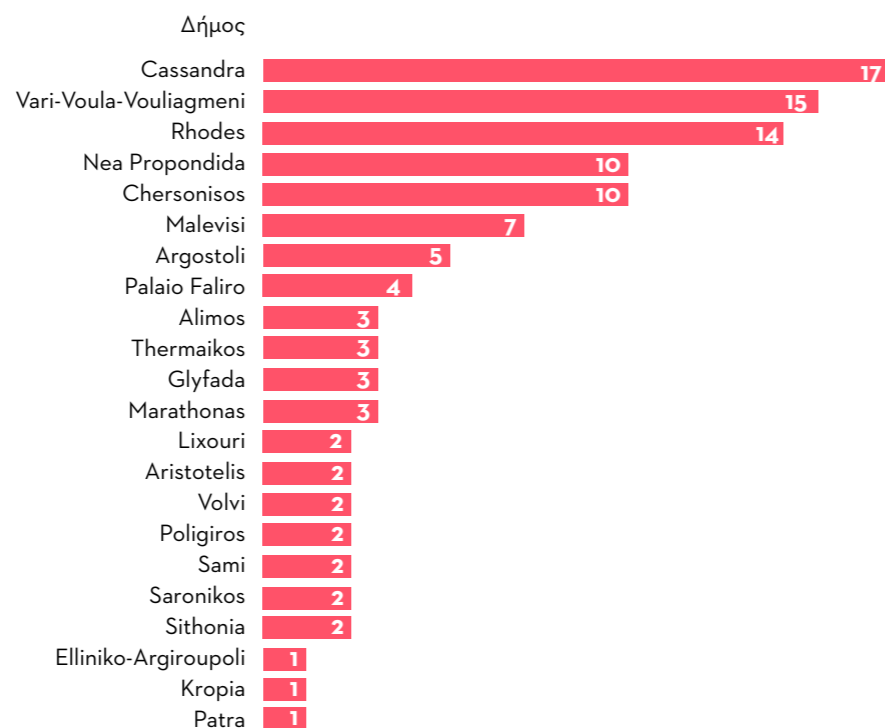
▶ Every lifeguard monitors the space of beach extending to 200 metres to each side of the stand (previously, with PD 31/2018 the span was 300 metres).

▶ If the beach is more than 400m long and is highly frequented, then a second lifeguard is necessary. If it is over 800m long, then a third lifeguard and so on.

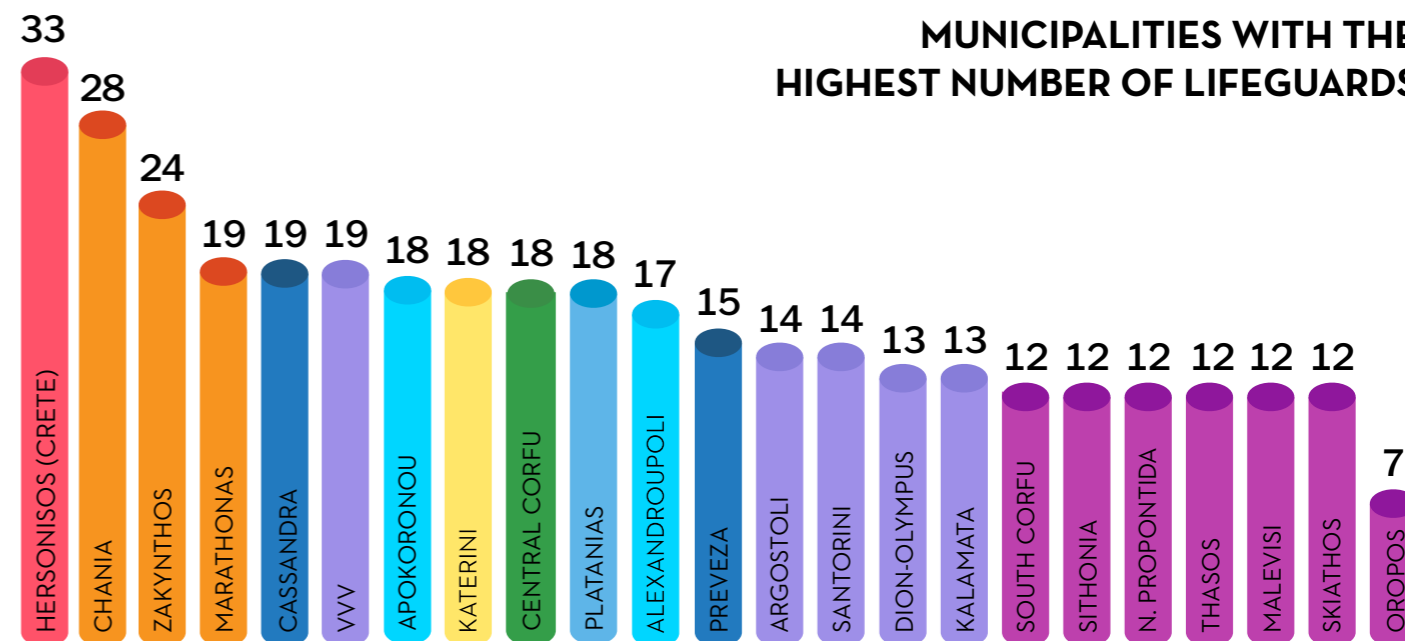
▶ The decisions as to which beaches in every Municipality are popular/highly frequented are taken annually by a special 3-member committee, where the local Coast Guard, the competent Health Regional Authority and the Municipality are represented.



LIST OF 15 MUNICIPALITIES THAT EXTENDED LIFEGUARD COVER AT 54 BEACHES



MUNICIPALITIES WITH THE HIGHEST NUMBER OF LIFEGUARDS



LIFEGUARDS PER MUNICIPALITY MUNICIPALITY	OBLIGATION FOR LIFEGUARD COVERAGE		ACTUAL LIFEGUARD COVERAGE			
	BEACHES	POSITIONS	BEACHES	COVERAGE PERCENTAGE	POSITIONS	COVERAGE PERCENTAGE
Avdira	4	6	4	100%	6	100%
Agia	2	4	2	100%	4	100%
Agios Vasileios	3	4	3	100%	4	100%
Agios Nikolaos	3	3	3	100%	3	100%
Agistri	1	1	0	0%	0	0%
Egialia	4	6	4	100%	6	100%
Aegina	1	1	1	100%	1	100%
Aktio-Vonitsa	1	1	1	100%	1	100%
Alexandroupoli	7	17	7	100%	17	100%
Alimos	3	4	3	100%	4	100%
Amfilochia	2	2	2	100%	2	100%
Andravida-Killini	4	5	4	100%	5	100%
Andritsaina-Krestena	1	1	1	100%	1	100%
Andros	2	3	2	100%	3	100%
Antiparos	1	1	1	100%	1	100%
Apokoronos	5	18	5	100%	18	100%
Argostoli	8	14	8	100%	1	7%
Argos-Mycenae	3	3	3	100%	3	100%
Aristotelis	3	3	3	100%	1	33%
Vari-Voula-Vouliagmeni	16	19	15	94%	3	16%
Velos-Vochas	1	1	1	100%	1	100%
Volvi	2	2	2	100%	2	100%
Volos	4	5	4	100%	5	100%
North Corfu	5	12	0	0%	0	0%
North Kinouria	2	4	2	100%	4	100%
Glyfada	4	4	3	75%	3	75%
Tempi	1	3	1	100%	3	100%
Dion-Olympus	7	13	0	0%	0	0%
Dirfis-Mesapies	1	4	0	0%	0	0%
West Achaia	6	9	6	100%	9	100%
West Mani	3	4	3	100%	4	100%
Dorida	1	2	1	100%	2	100%
Elafonisos	2	4	2	100%	3	75%
Elliniko-Argiroupoli	1	1	1	100%	1	100%
Eretria	2	2	2	100%	2	100%

MUNICIPALITY	OBLIGATION FOR LIFEGUARD COVERAGE		ACTUAL LIFEGUARD COVERAGE			
	BEACHES	POSITIONS	BEACHES	COVERAGE PERCENTAGE	POSITIONS	COVERAGE PERCENTAGE
Ermionida	3	6	1	33%	2	33%
Zagora-Mouresi	3	5	3	100%	5	100%
Zakynthos	11	24	11	100%	24	100%
Zacharo	2	2	2	100%	2	100%
Igoumenitsa	6	10	6	100%	3	30%
Ilida	3	3	3	100%	1	33%
Herakleion Crete	1	1	1	100%	1	100%
Thasos	11	12	2	18%	2	17%
Thermaikos	6	8	6	100%	5	63%
Thira	4	14	3	75%	13	93%
Ierapetra	2	2	2	100%	2	100%
Mesologi	2	4	2	100%	4	100%
Ios	1	3	1	100%	3	100%
Kavala	8	10	8	100%	10	100%
Kalamata	5	13	5	100%	13	100%
Kantanos-Selinos	3	4	3	100%	4	100%
Cassandra	18	19	18	100%	18	95%
Katerini	3	18	3	100%	18	100%
Central Corfu & Diapontian Islands	7	18	1	14%	0	0%
Kimolos	1	1	1	100%	1	100%
Kissamos	8	10	8	100%	7	70%
Komotini	2	7	2	100%	7	100%
Korinthos	1	3	1	100%	3	100%
Kropia	2	2	1	50%	1	50%
Kos	6	10	0	0%	0	0%
Lavreotiki	1	1	1	100%	1	100%
Lefkada	5	7	5	100%	1	14%
Limnos	1	1	1	100%	1	100%
Lixouri	2	2	2	100%	2	100%
Lokroi	1	2	1	100%	2	100%
Loutraki-Perachora-Agioi Theodoroi	3	7	3	100%	3	43%
Malevisi	7	12	7	100%	7	58%
Mandra-Idilia	1	3	0	0%	0	0%
Marthonas	10	19	10	100%	4	21%
Markopoulo Mesogaia	5	6	5	100%	6	100%
Megara	5	7	0	0%	0	0%
Messini	1	3	1	100%	3	100%
Milos	4	5	4	100%	5	100%
Monemvasia	2	3	2	100%	2	67%
Mykonos	10	12	10	100%	12	100%
Milopotamos	1	1	1	100%	1	100%
Lesvos	1	1	1	100%	1	100%
Molos-Agios Konstantinos	2	3	2	100%	3	100%
Naxos & Small Cyclades	5	9	0	0%	0	0%
Nafpaktos	1	1	1	100%	1	100%
Nafplio	3	11	3	100%	13	118%
Nea Propontida	11	12	11	100%	10	83%
Nestow	2	3	2	100%	3	100%
North Corfu	7	12	0	0%	0	0%
North Pelion	5	5	5	100%	5	100%
Paggaio	6	6	0	0%	0	0%
Palaio Faliro	4	4	4	100%	4	100%
Parga	5	8	4	80%	3	38%
Paros	5	6	5	100%	6	100%
Patmos	3	3	0	0%	0	0%
Patra	8	10	8	100%	3	30%

MUNICIPALITY	OBLIGATION FOR LIFEGUARD COVERAGE		ACTUAL LIFEGUARD COVERAGE			
	BEACHES	POSITIONS	BEACHES	COVERAGE PERCENTAGE	POSITIONS	COVERAGE PERCENTAGE
Peiraias	2	2	2	100%	2	100%
Pinios	3	3	3	100%	3	100%
Platanias	5	18	5	100%	18	100%
Poligiros	5	5	5	100%	2	40%
Poros	1	1	1	100%	1	100%
Preveza	11	15	11	100%	15	100%
Pirgow	8	8	8	100%	8	100%
Rafina-Pikermi	5	6	5	100%	6	100%
Rethymno	6	19	6	100%	19	100%
Riga Feraiou	1	1	1	100%	1	100%
Rhodes	14	19	14	100%	1	5%
Salamina	4	4	0	0%	0	0%
Sami	2	3	2	100%	1	33%
Saronikou	5	7	5	100%	5	71%
Siteia	2	2	2	100%	2	100%
Sithonia	11	12	11	100%	1	8%
Skiathos	10	12	10	100%	12	100%
Skopelos	2	2	2	100%	2	100%
Spata Artemida	6	9	6	100%	9	100%
Siros Ermoupoli	4	4	4	100%	4	100%
Tanagra	1	2	1	100%	2	100%
Tilos	1	2	0	0%	0	0%
Tinos	5	7	5	100%	7	100%
Topeiros	2	5	2	100%	5	100%
Trifilia	1	1	1	100%	1	100%
Faistos	4	7	4	100%	7	100%
Chalkida	4	9	4	100%	9	100%
Chania	15	28	15	100%	1	4%
Chersonisos	33	33	33	100%	10	30%
Chios	4	7	4	100%	7	100%
Oropos	5	7	5	100%	7	100%

*Municipalities that extended the lifeguard coverage schedule in 2021.

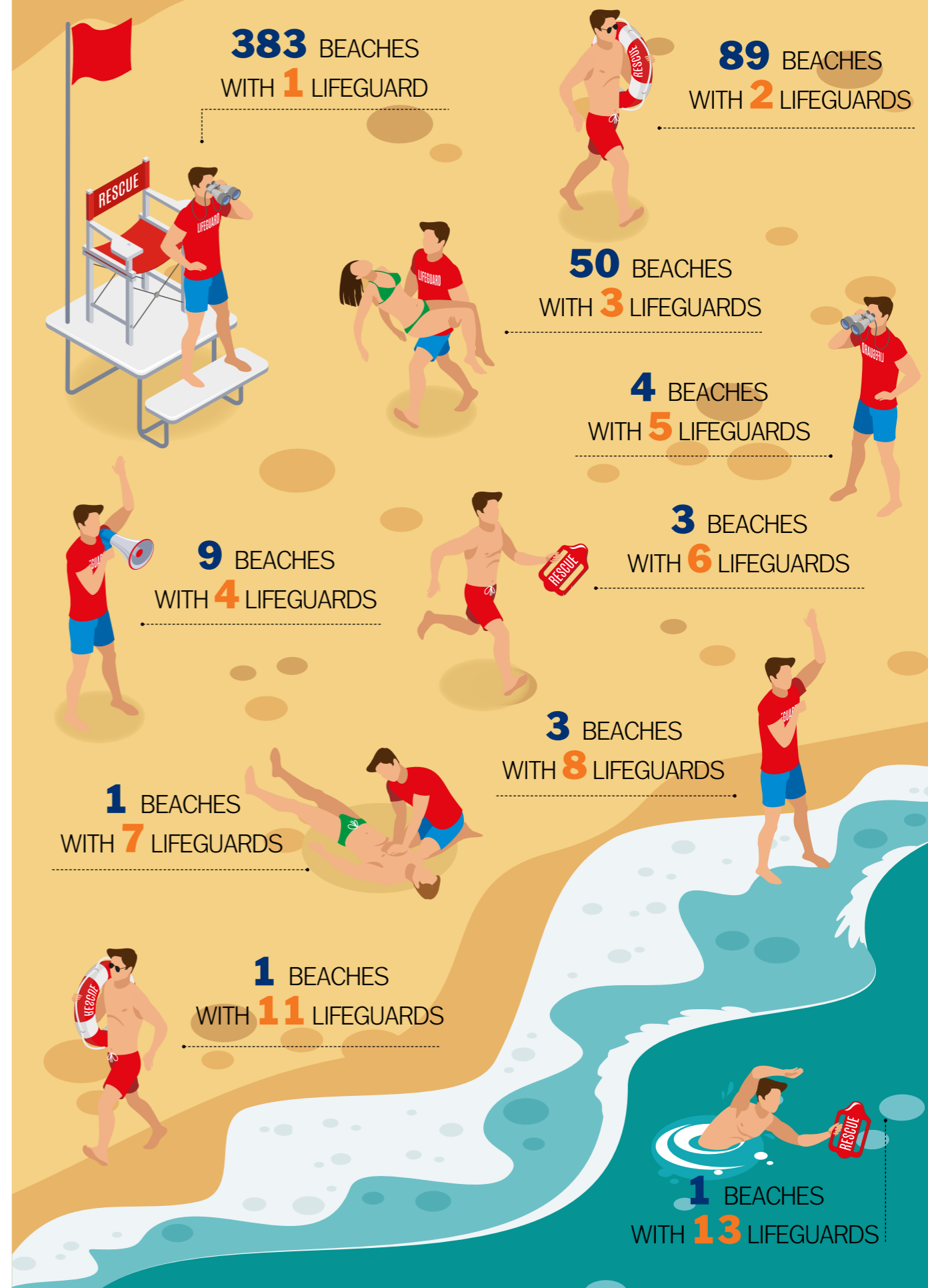
LIFEGUARDS PER REGION

REGION	OBLIGATION FOR LIFEGUARD COVERAGE		ACTUAL LIFEGUARD COVERAGE			
	BEACHES	POSITIONS	BEACHES	COVERAGE PERCENTAGE	POSITIONS	COVERAGE PERCENTAGE
Eastern Macedonia & Thrace	39	65	23	56%	34	52%
Attica	77	118	63	82%	95	80%
North Aegean	10	14	8	80%	12	86%
Western Greece	45	54	38	84%	45	83%
Epirus	22	33	22	100%	33	100%
Thessaly	32	41	27	84%	30	73%
Ionian Islands	45	92	15	33%	23	25%
Central Macedonia	60	100	59	98%	68	80%
Crete	96	157	96	100%	157	100%
South Aegean	62	90	44	71%	67	74%
Peloponnese	26	55	24	92%	48	87%
Central Greece	12	21	11	92%	19	90%

GEOGRAPHIC DISTRIBUTION OF LIFEGUARDS IN 13 REGIONS



NUMBER OF BEACHES WITH OBLIGATORY LIFEGUARD COVERAGE



Safe Water Sports has developed an innovative application called LifeguardRescue app, which records in real-time the rescues and provision of first aid on the beaches by lifeguards. In 2022, the application operated as a pilot on the beaches of Chania, where 210 rescue incidents were performed by the Port Authority. Out of the 210 rescue incidents, 121 were water rescues carried out either by swimming, jet ski, or speedboat, while the remaining 89 incidents involved first aid without rescue, such as administering medication, applying a splint, or using other medical equipment.



210 RESCUE INCIDENTS IN CHANIA

121 RESCUES

89 FIRST AID (WITHOUT RESCUES)

105 IN SWIMMING

9 WITH JET SKI

7 WITH SPEED BOAT

1 WITH DEFIBRILLATION

1 WITH A SPLINT

16 WITH OTHER MEDICAL EQUIPMENT

5 TRANSPORTATION TO THE HOSPITAL

84 WITHOUT TRANSPORTATION TO THE HOSPITAL

18 WITH FIRST AID

103 WITHOUT FIRST AID

14 IN SWIMMING

1 WITH JET SKI

3 WITH SPEED BOAT

1 WITH DEFIBRILLATION

1 WITH A SPLINT

16 WITH OTHER MEDICAL EQUIPMENT

7 TRANSPORTATION TO THE HOSPITAL

11 WITHOUT TRANSPORTATION TO THE HOSPITAL

91 IN SWIMMING

8 WITH JET SKI

4 WITH SPEED BOAT

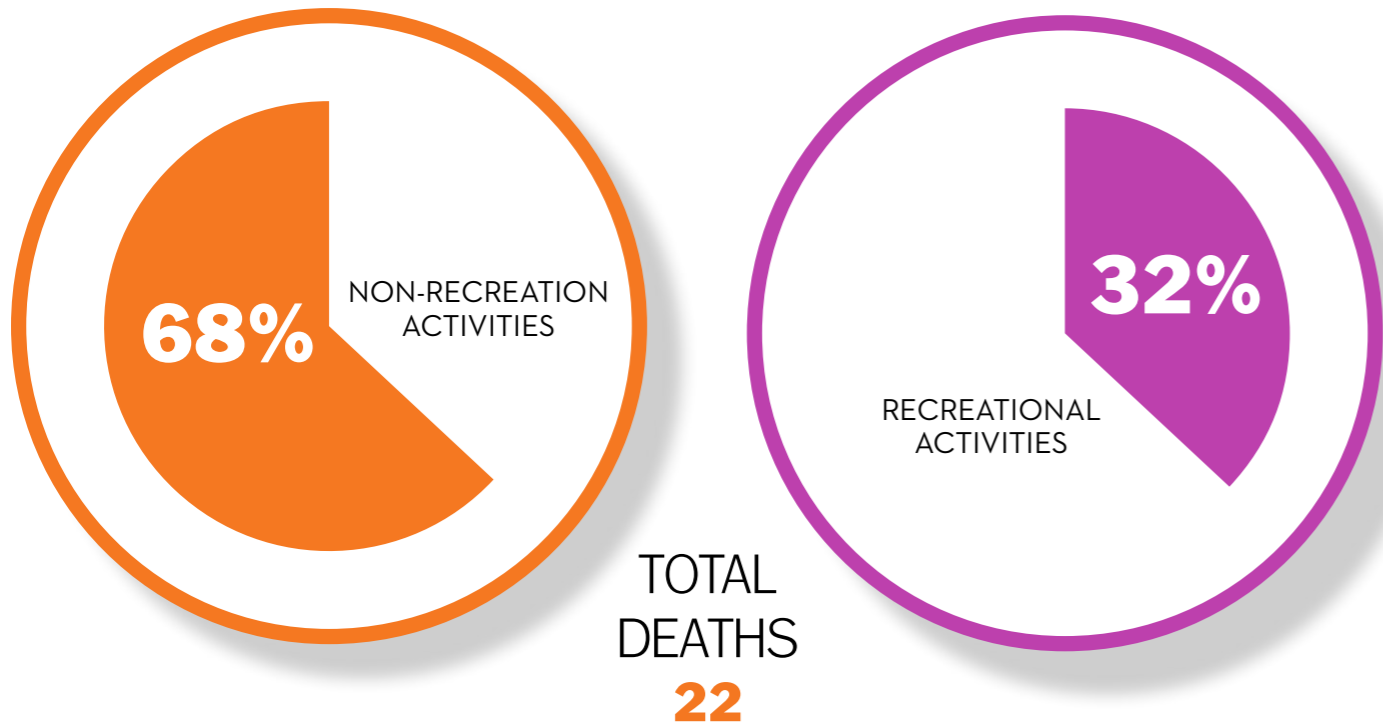





CHAPTER 4

ACCIDENTS
IN INTERNAL
WATERS

DEATHS IN INTERNAL WATERS

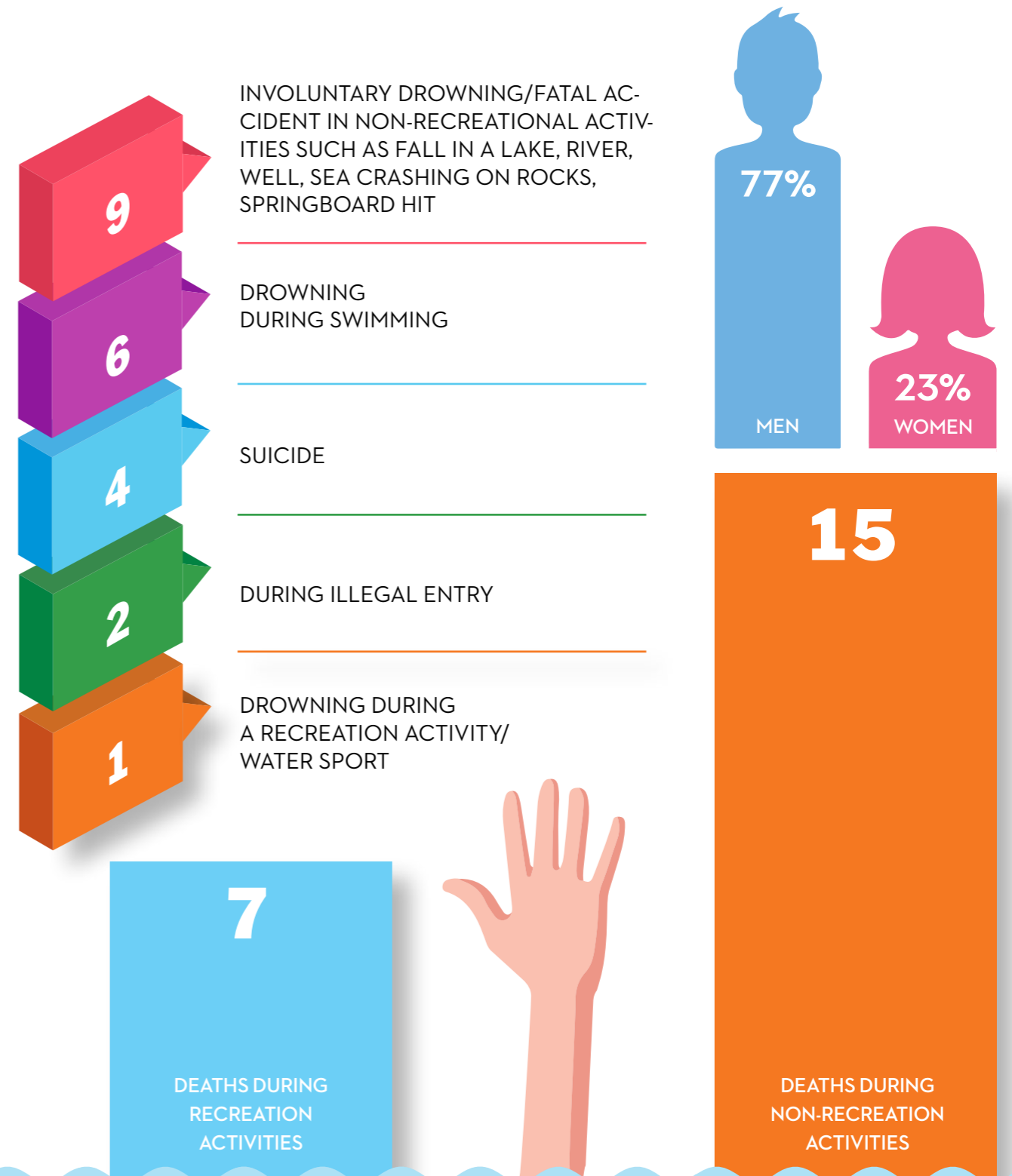


The Observatory for Accidents separates fatal accidents that take place in internal waters (such as lakes, rivers, hotel or private pools, sports facilities, water tanks, etc.) in two categories: a) Those that happen during sports or recreational activities (during swimming or other water activity, like rafting, fishing etc.) and b) those that are involuntary accidents/fatal accidents, suicides, illegal entries into the country and fatal injuries).



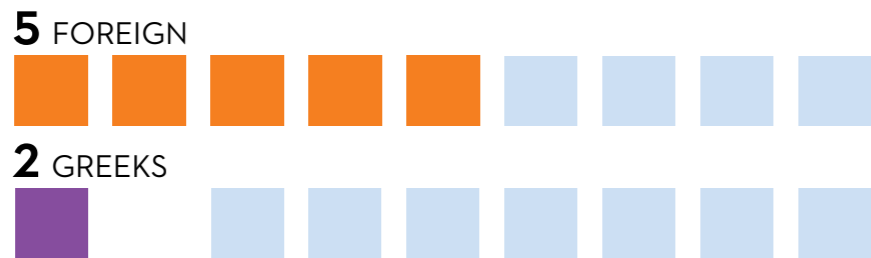
RECREATION ACTIVITY

In 2022 22 deaths were recorded in internal waters, from which 7 took place during recreation activities (during swimming and during aquatic recreation activity) and 15 in non-recreation activities. In the following chapters of this study we will analyse mostly accidents during recreation activities.



NATIONALITY

The 7 people that lost their lives in recreational activities were foreigners while 2 were Greeks.




PER TIME PERIOD (MONTH)

The time period during which deaths are recorded are between May and September 2021. We had 3 deaths in June, 2 in July and September accordingly and 1 in May.

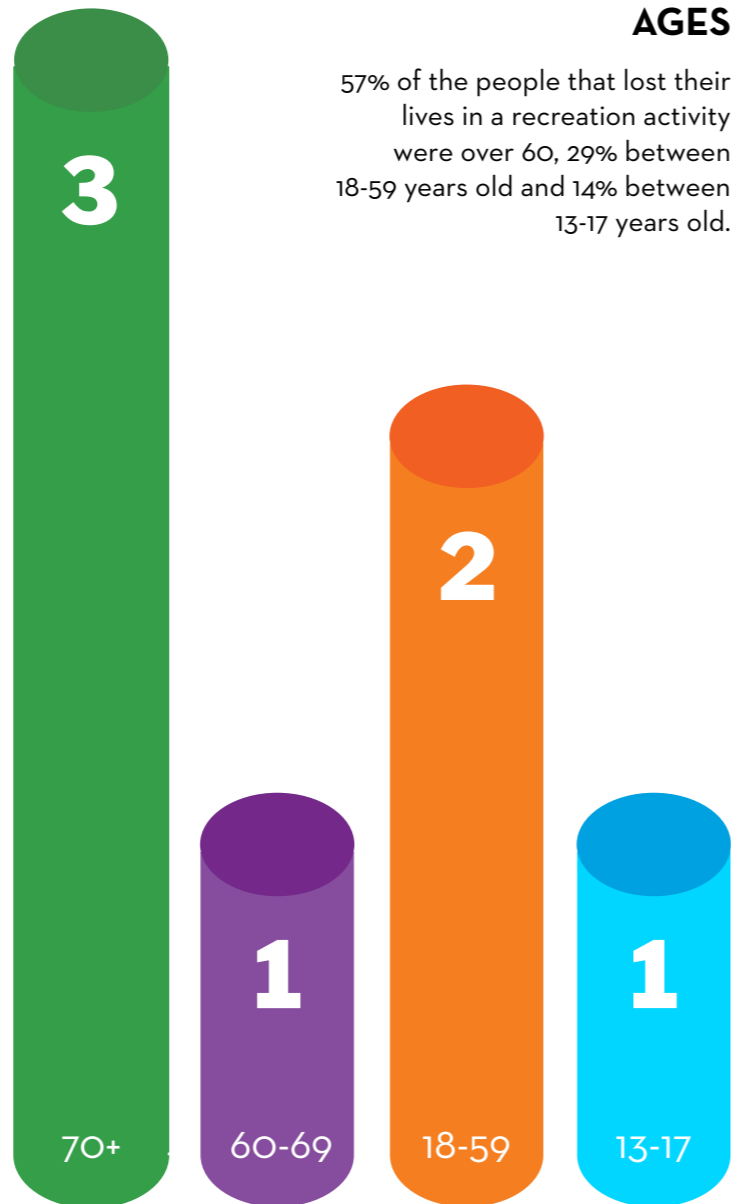
TIME PERIOD (HOURS)

4 deaths were recorded between 12:00 and 18:00, 2 deaths between 18:00-24:00 and 1 death after midnight.



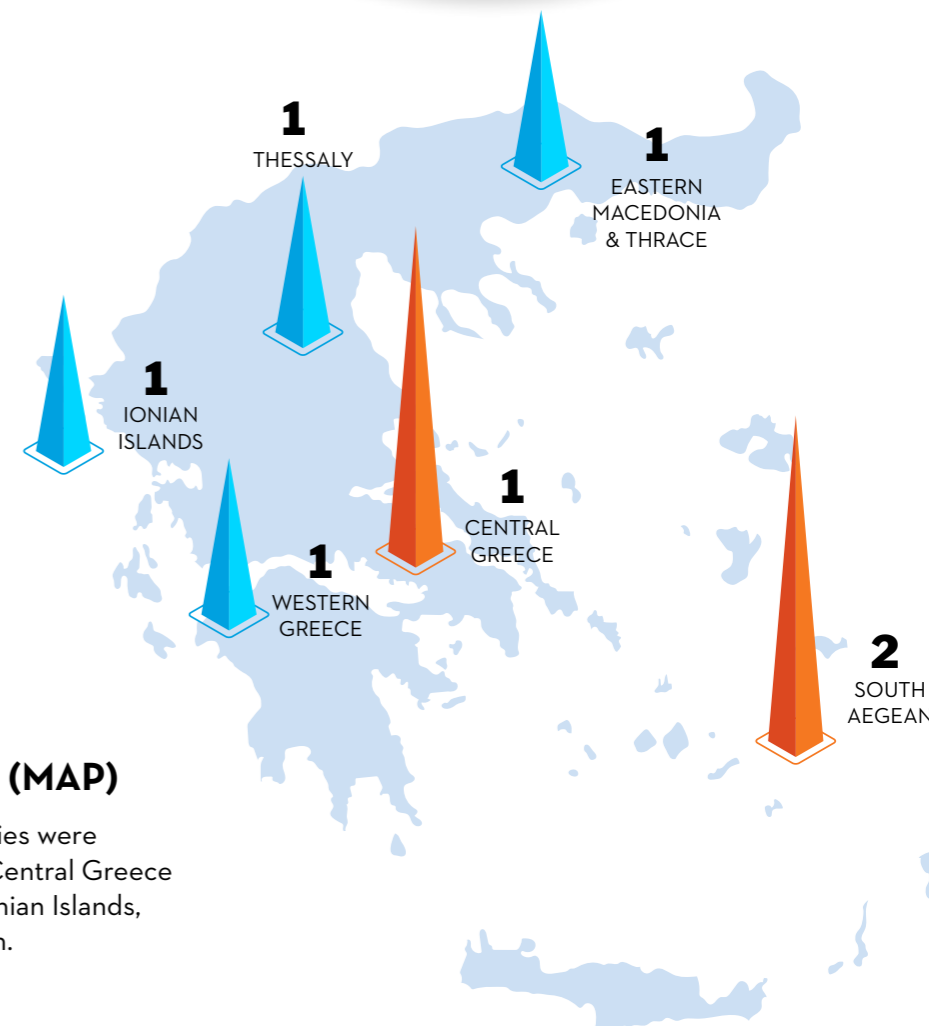
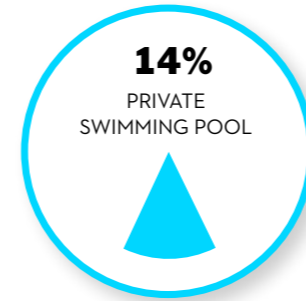
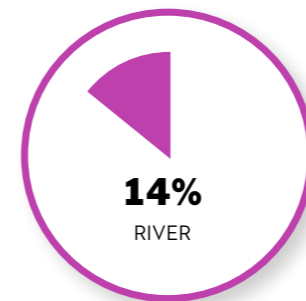
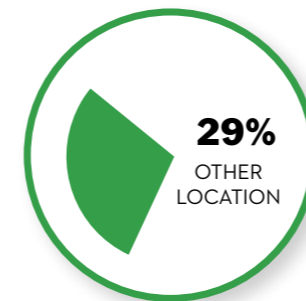
AGES

57% of the people that lost their lives in a recreation activity were over 60, 29% between 18-59 years old and 14% between 13-17 years old.



LOCATION

43% of deaths during recreation activities happened in hotel pools, 29% in rivers, 13% in private swimming pool and the rest 13% in other locations (dam).



GEOGRAPHIC REGION (MAP)

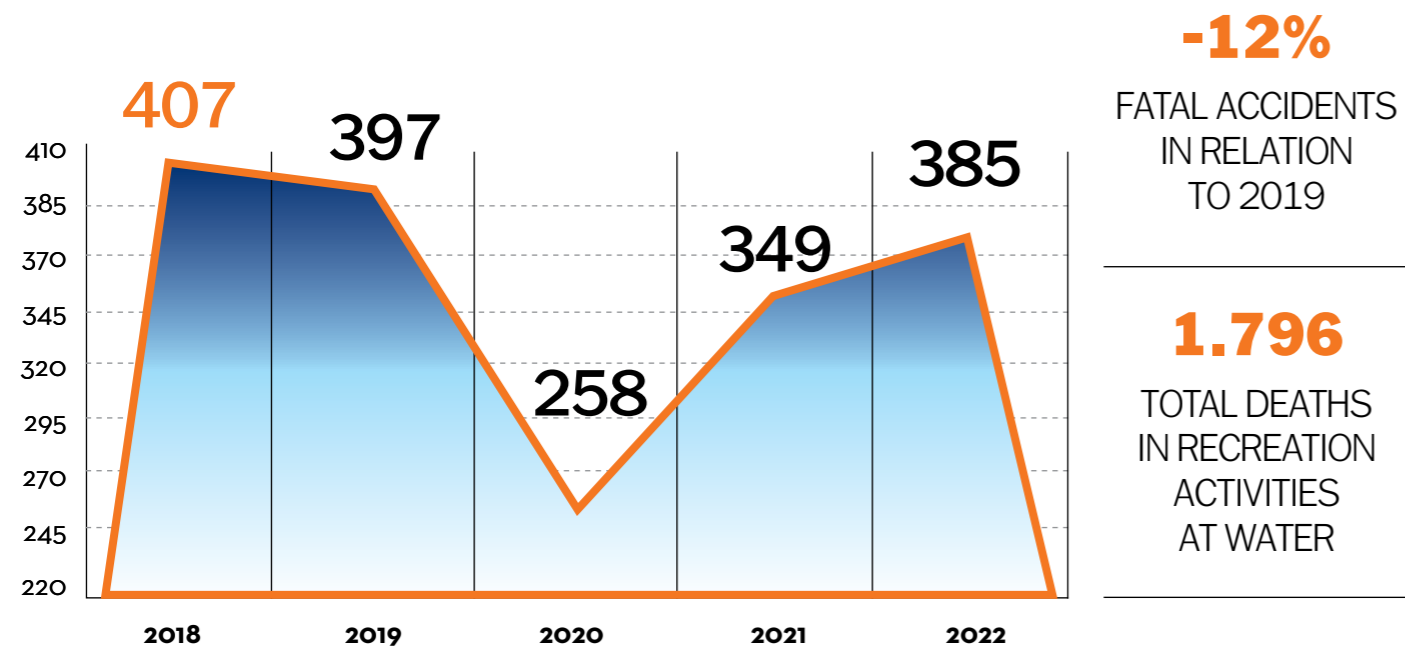
29% of deaths in recreation activities were recorded in the North Aegean & Central Greece accordingly and the rest 42% in Ionian Islands, Thessaly & Western Greece region.



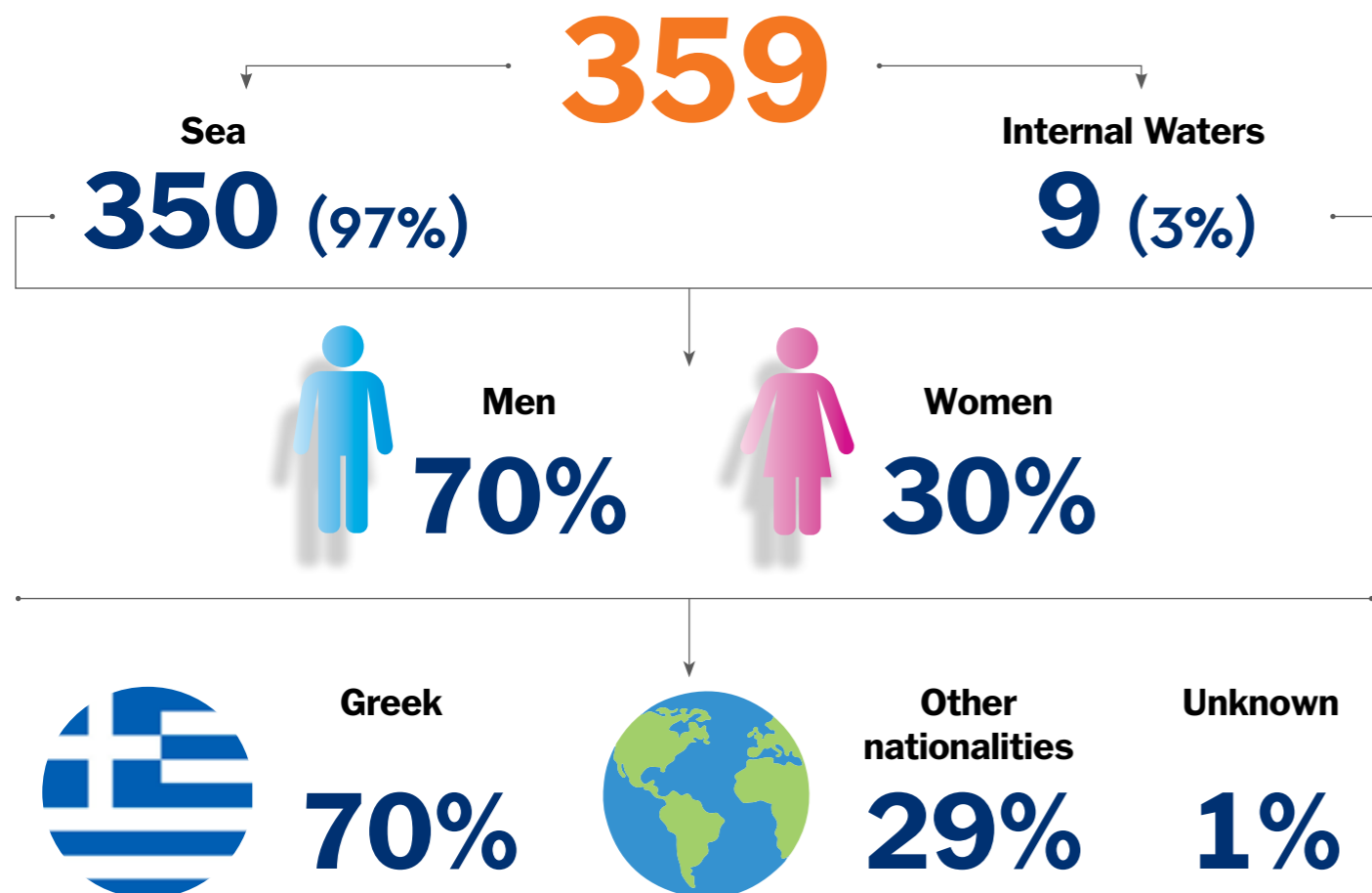
UNIT B

ANALYSIS OF ACCIDENTS DURING RECREATION ACTIVITIES 2018- 2022

In the period 2018-2022 the average number of fatal accidents during recreational activities at water (sea and internal water) was 359.



ANNUAL AVERAGE 2018-2022

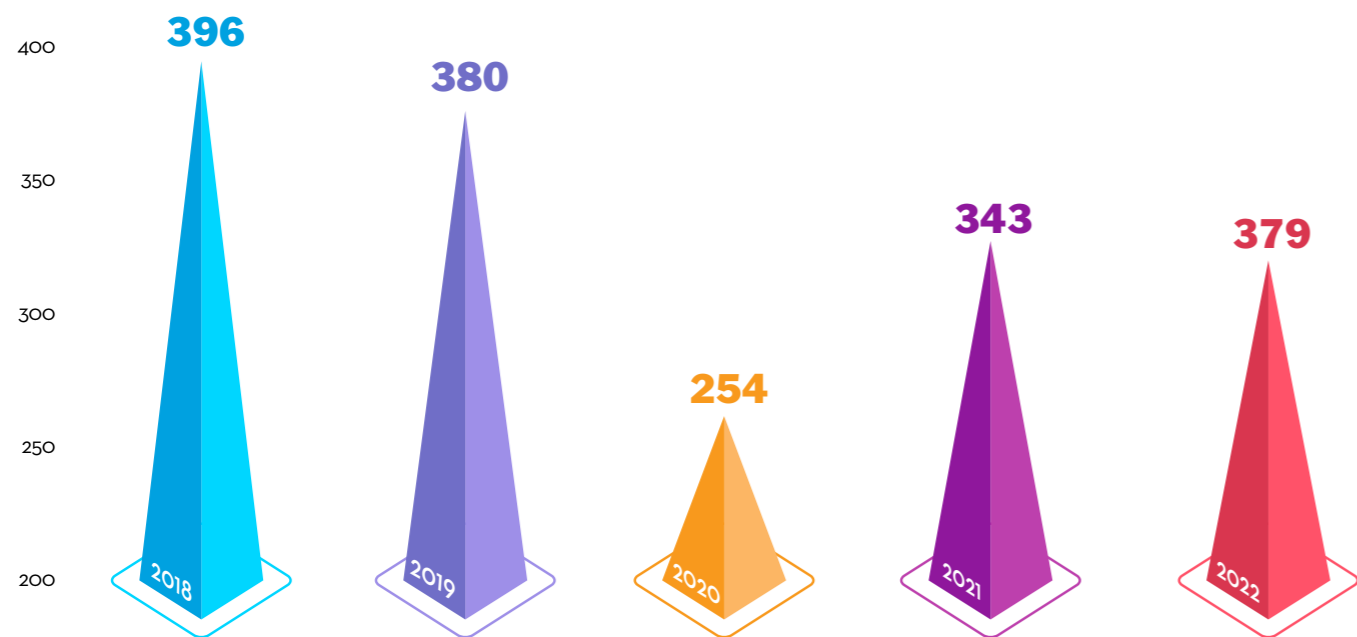


CHAPTER 5

ACCIDENTS AT SEA RECREATION ACTIVITIES 2018- 2022

FATAL ACCIDENTS

In 2020 an important reduction of the total number of fatal accidents was recorded for the first time, something that can be attributed to the pandemic and the much smaller number of visitors in comparison to previous years. The following graph presents the annual fatal accidents.

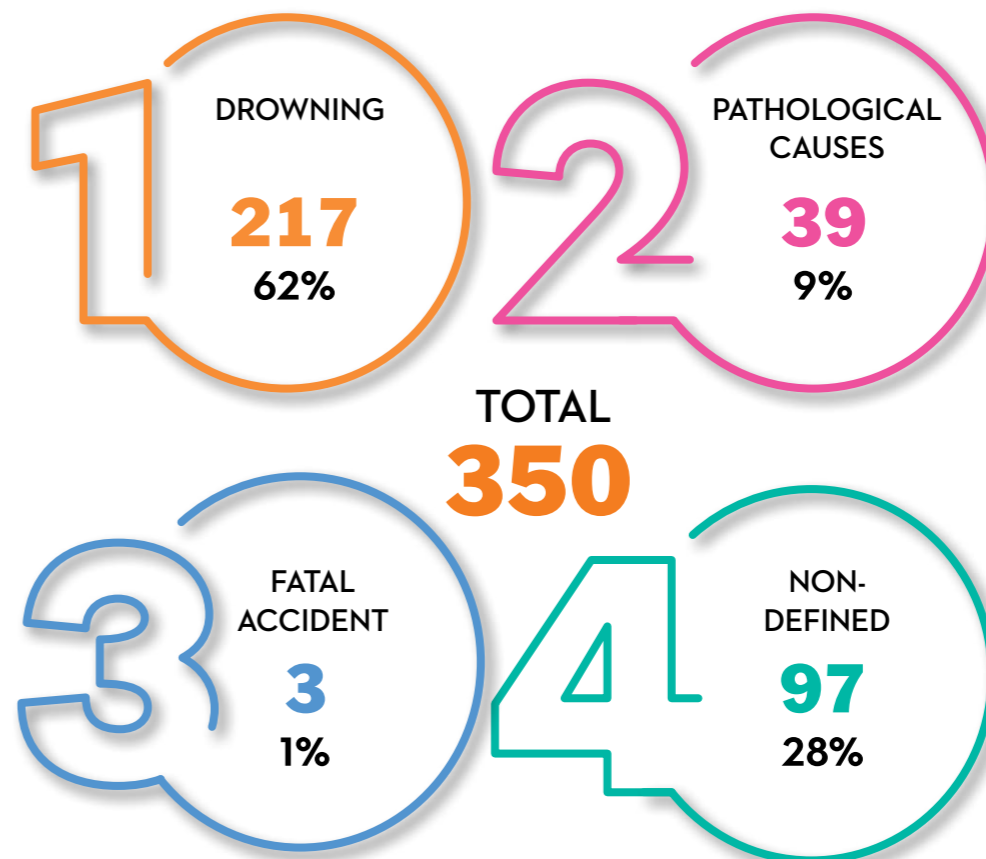


350
5-YEAR AVERAGE

1752
TOTAL DEATHS
IN 5 YEARS



TYPE OF FATAL ACCIDENT

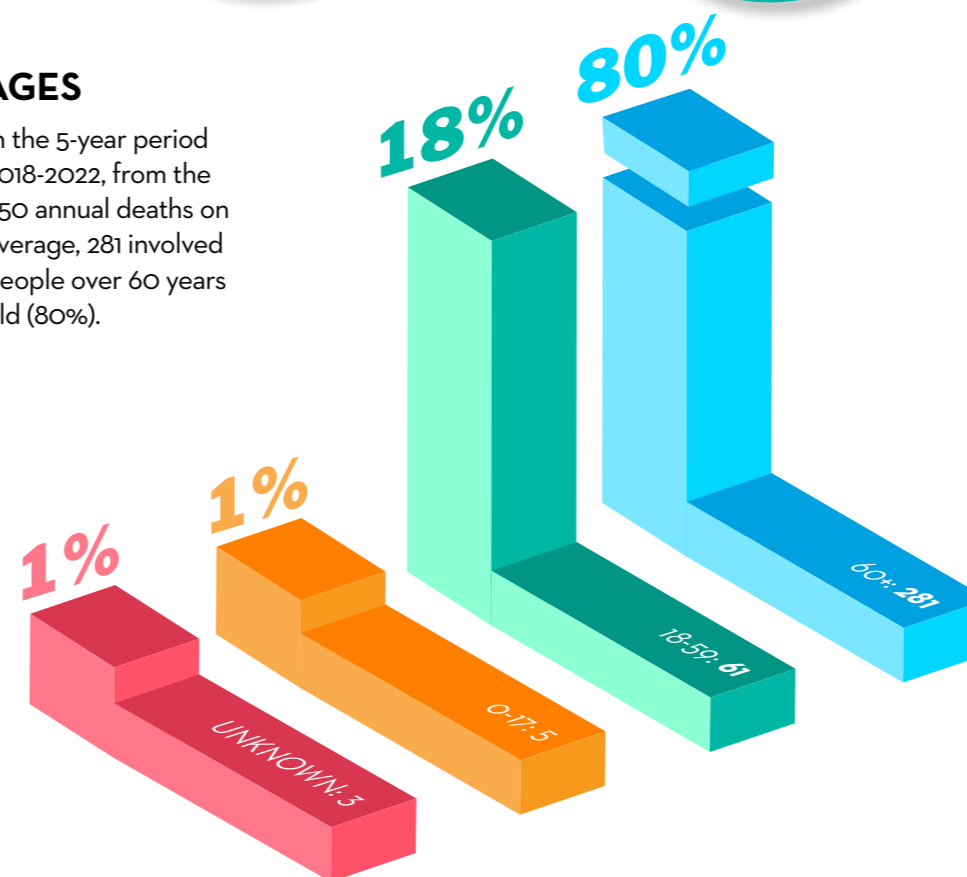


In the period 2018-2022, from the 350 deaths that take place annually on average, 217 are due to drowning (62%), 33 to pathological causes (9%), 3 to fatal accidents (1%) and 97 to non-defined causes (28%)


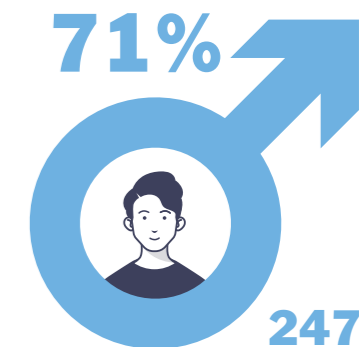
6 OUT OF 10
ON AVERAGE
LOSE
THEIR LIVES
AT SEA FROM
DROWNING

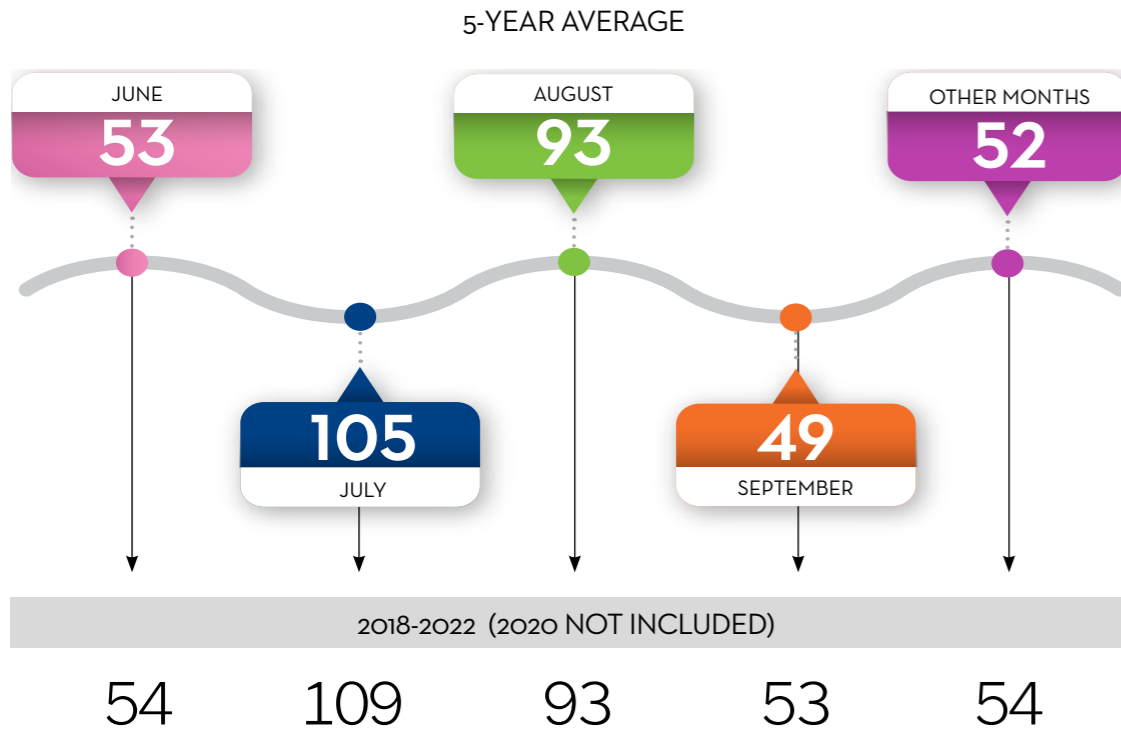
AGES

In the 5-year period 2018-2022, from the 350 annual deaths on average, 281 involved people over 60 years old (80%).



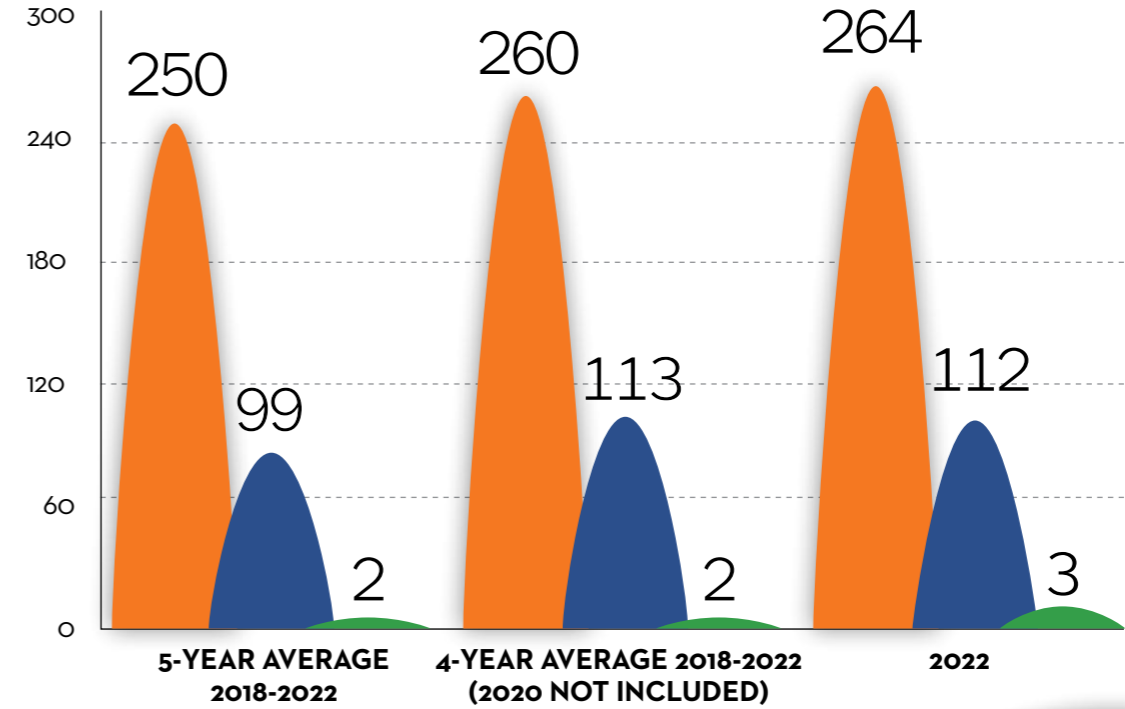
SEX





TIME PERIOD (MONTH)

For the five-year period, the month with the highest number of recorded marine accidents, on average, is July with 105, followed by August with 93 fatal accidents.

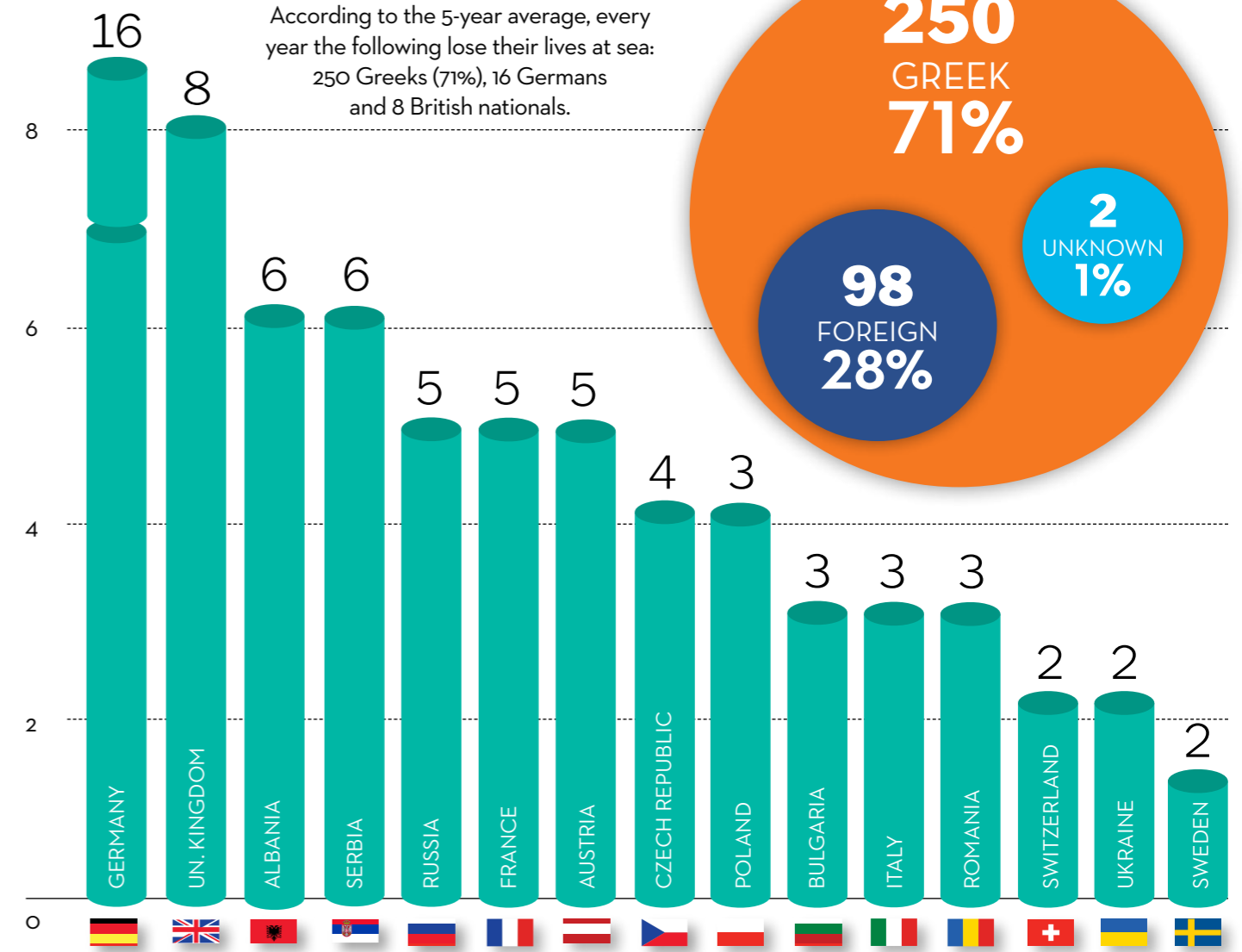
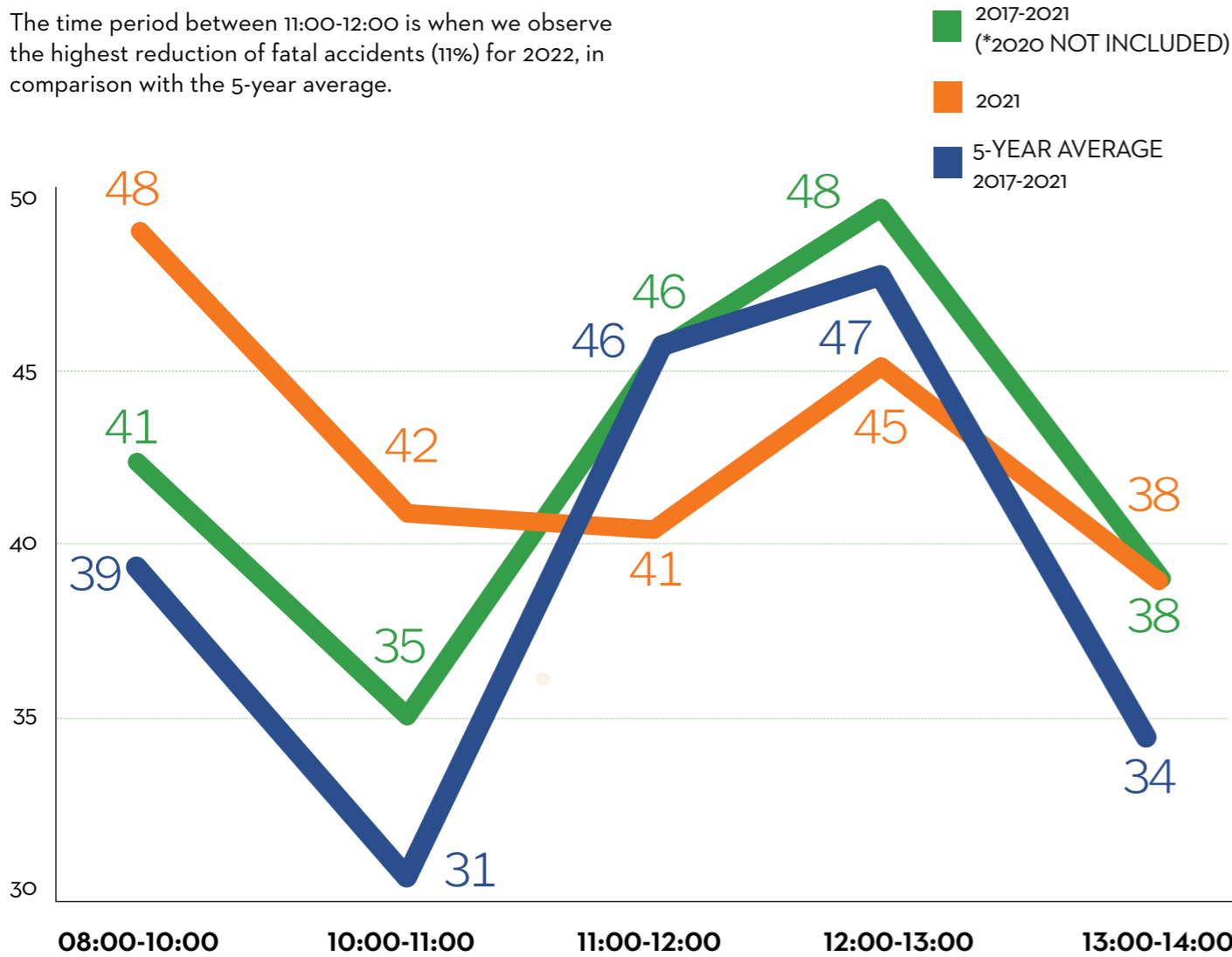


NATIONALITY

Every year, according to the average of the five-year period 2018-2022, 250 Greeks, 99 foreigners, and 2 individuals of unknown nationality lose their lives.

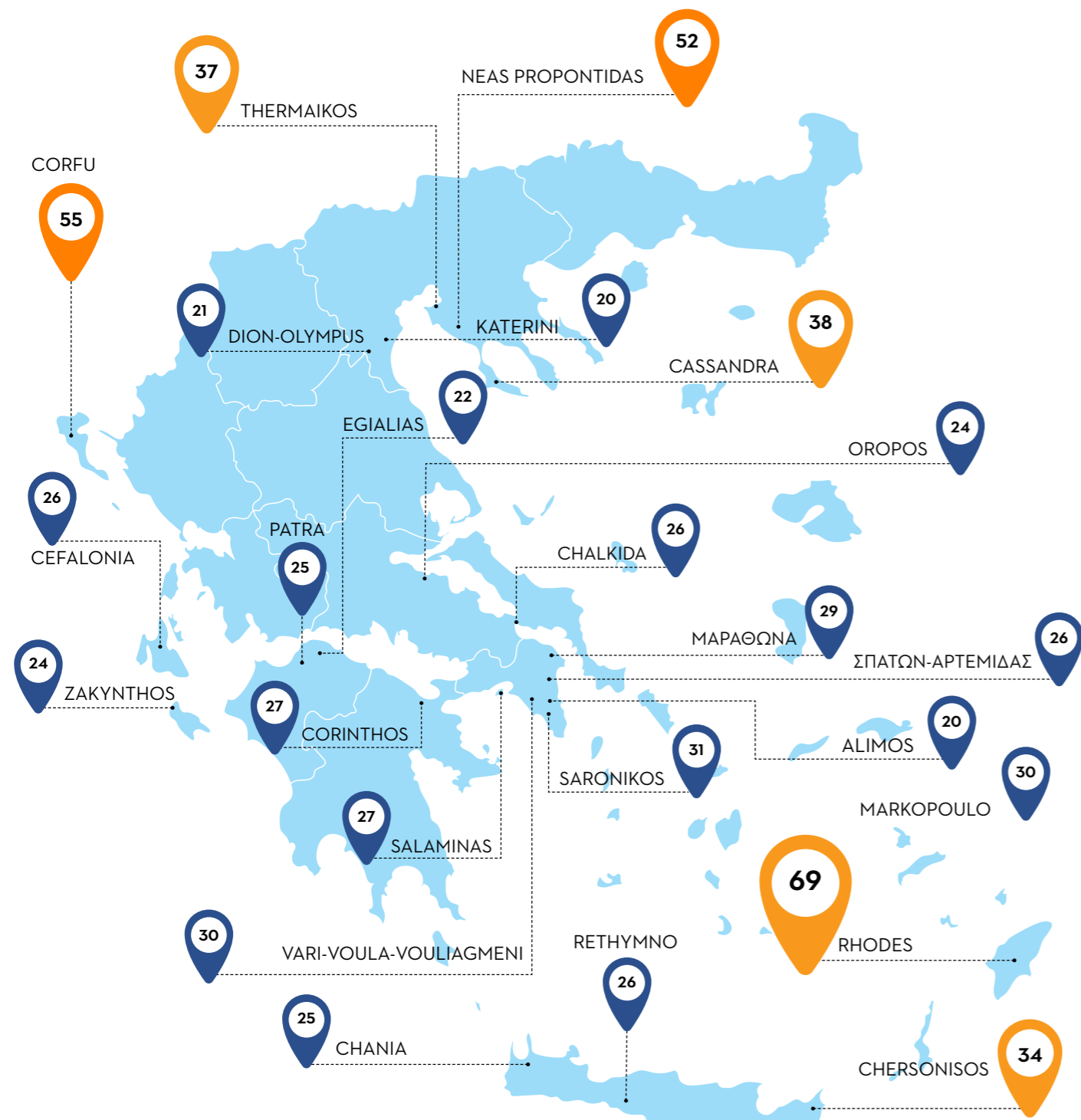
TIME PERIOD (HOURS)

The time period between 11:00-12:00 is when we observe the highest reduction of fatal accidents (11%) for 2022, in comparison with the 5-year average.



MUNICIPALITIES

In these five years, the municipalities with the most deaths were the Municipality of Rhodes with 69 in total, the Municipality of Corfu with 55, the Municipality of Nea Propontida with 52 and the Municipality of Cassandra with 38.



- AEGINA 19
- ERMIONIDA 19
- KOS 18
- PAGGAIO 18
- CHIOS 18
- MEGARA 18
- PREVEZA 18
- IGOUMENITSA 17
- NAFLIO 17
- SITHONIA 17
- LOUTRAKI 17
- EASTERN MANI 16
- NAFPAKTOS 16
- THASOS 15
- VOLVIS 15
- PILOS- NESTOROS 14
- GLYFADA 13
- PALAIIO FALIRO 13
- LOKROI 13
- ALEXANDROUPOLI 13
- KARISTOS 12
- KALAMATA 12
- STILIDOS 12
- THESSALONIKI 12
- TANAGRA 12

BEACHES

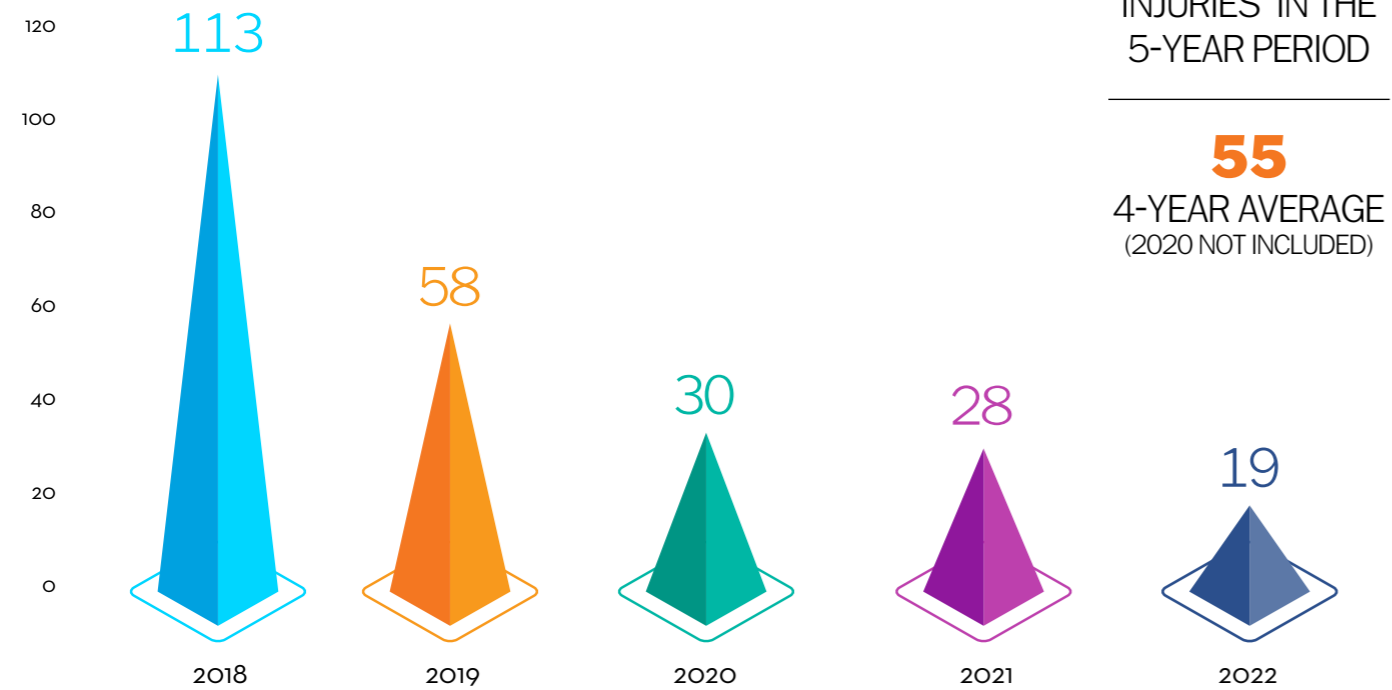
The table presents the majority of fatal accidents at beaches from 2018-2022 but also the obligatory lifeguard coverage and the actual lifeguard coverage each year.

MUNICIPALITY - BEACH	TOTAL	2018			2019			2020			2021			2022		
		Θ	N	K	Θ	N	K	Θ	N	K	Θ	N	K	Θ	N	K
RETHYMNO-RETHYMNO	14	4	6	6	2	5	6				4	8	8	4	8	8
NEA PROPONTIDA - NEA KALIKRATEIA	13	4	1	1	5	1	1	1	1	1	2	1	1	1	1	1
ALIMOS - A ALIPEDO BEACH	12			3	1	1	1	1	1	4	1	1	4	1	1	
DION- OLYMPUS - N. PORON BEACH	8	2	4	0	2	3	0				4	3	3			
TANAGRA - PLAKA DILESI	8	2	0	0	1	0	0	3	0	0				2	2	2
PATRAS - AGIA BEACH	8	1	1	1	4	2	2	1	2	2	1	2	2	1	2	2
NEA PROPONTIDA - NEA POTIDEA	8	1	1	1	3	1	1				1	1	1	3	1	1
MARKOPOULO - AGIOS SPYRIDON	7	3	0	0				1	1	1				3	1	1
MARKOPOULO - FOURITHI (KALOS GYALOS)	7	2	0	0	1	0	0	3	1	1	1	1	1			
IGOUMENITSA - DREPANO	7	3	4	4				1	4	4	1	4	4	2	4	4
KALAMATA - EASTERN KALAMATA BEACH	6	1	6	4	2	6	6	2	6	6	1	6	6			
MARATHONAS - FROM MAKARIA PIGI TO EUROPI STR.	6	1	1	1	1	1	1	2	1	1	1	5	5	1	4	4
RHODES - FALIRAKI KATHARO AQUARIOUS	6	1	2	1	4	3	0				1	2	2			
RHODES - FALIRAKI KATHARA	6	4	0	0				1	0	0	1	0	0			
DELPHI - TROCADERO	6			6	0	0										
OROPOS- MARKOPOULO	6	1	2	0	2	2	0	1	2	0				2	2	2
LOUTRAKI/ PERACHORAS/AGION THEODORON - LOUTRAKI	6	1	2	4				2	4	4				3	3	3
CHERSONISOS - MALIA CENTRAL BEACH	6	2	2	2	2	1	2							2	1	1
PREVEZA - KASTROSIKIA (FILIPAS LIMANAKI)	6			2	1	0	2	1	1	1	1	1	1	1	1	1
VARI- VOULAS-VOULIAGMENIS - VARKIZA FREE BEACH	6	1	0	0	2	0	0	1	0	0				2	2	2
NEA PROPONTIDA - DIONYSOU	6	2	1	1				1	1	1	2	1	1	1	1	1
THERAMAIKOU - AGIA TRIADA	5	3	0	0	2	1	1									
SARONIKOS - AGIOS NIKOLAOS ANAVISSOS	5	2	0	0	1	0	0	1	0	0	1	0	0			
ZAKYNTHOS - TSILIVI	5	1	3	1	2	3	0					1	4	0	1	4
SITHONIA - SARTI	5	1	1	1								3	1	1	1	2
RHODES - PEFKI	5	1	0	0	1	0	0	3	0	0						
THERMAIKOS - PEREAS	5	1	1	1				2	1	1				2	1	1
SOUTH KINOURIA - TIROS BEACH	5			1	0	0	1	0	0	1	0	0	2	0	0	
THERMAIKOS - PALIOURA EPANOMIS	5	1	0	0	2	1	1				1	1	1	1	1	1
NEA PROPONTIDA - N. FLOGITA	5	2	1	1				1	1	1				2	1	1
NAFPAKTIA- GRIGOVO	5	2	0	0								2	0	0	1	0
LOKROI -VLIXADA MESSINIAS	5	1	0	0	1	0	0	1	0	0	2	0	0			
MARATHONAS -FROM LEONIDA SPARTIATI STR. TO KAKARIS HOTEL	5	1	2	2				1	2	2	1	4	4	2	4	4
STILIDA - AGIA MARINA	4	1	1	1							2	0	0	1	0	0
CHANIA -AGIOI APOSTOLOI CENTRAL BAY	4	1	1	1				1	1	1	1	1	1	1	1	1
MEGARA - ALEPOCHORI	4	1	0	0	1	0	0				1	0	0	1	0	0
TRIFILIAS -AI LAGOUDIS (KIPARISIA MESSINIA)	3			2	1	0						1	1	1		
SALAMINA -EANDIO KATSOULI	3	1	1	0										2	1	0

F: Fatal accident O: Obligatory lifeguard coverage C: Lifeguard coverage per year

INJURIES AT SEA

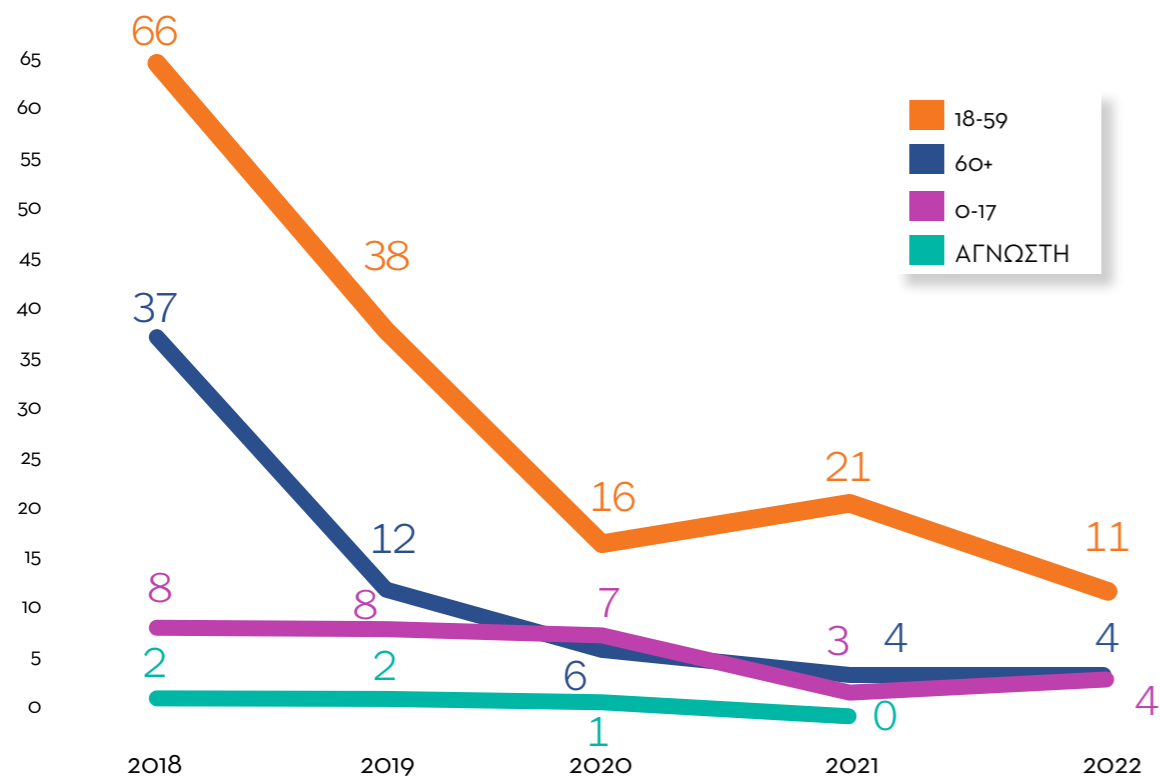
For the five-year period, the total number of injuries was 248, with an annual average of 50, representing a 25% decrease compared to the average of the previous five-year period. Out of the average of 50 injuries for the five-year period, 68% (34 on average) were men and the remaining 32% (16 on average) were women.



50
5-YEAR AVERAGE

248
TOTAL
INJURIES IN THE
5-YEAR PERIOD

55
4-YEAR AVERAGE
(2020 NOT INCLUDED)



AGES


The average number of injuries for the 5-year period 2018- 2022 shows that 61% (31) of those injured were aged 18-59, 26% (13) were people over 60 and 12% (6) were minors.

CHAPTER 6

ACCIDENTS DURING SEA SPORTS AND RECREATION ACTIVITIES 2018- 2022

SEA RECREATIONS

For the 5-year average period, 1,4 fatal accidents during sea sports are recorded. Between 2018 and 2022 we had 7 deaths in total, from which 6 involved men and 2 women.



5-YEAR AVERAGE **1,5**


5-YEAR TOTAL **7**



2018



2019



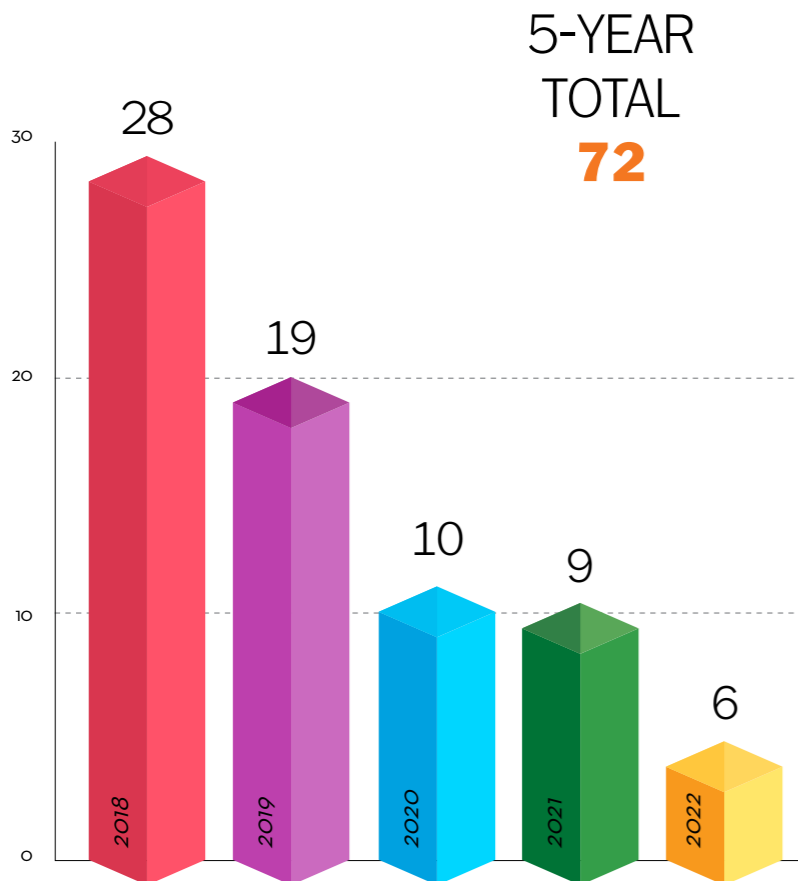
2020



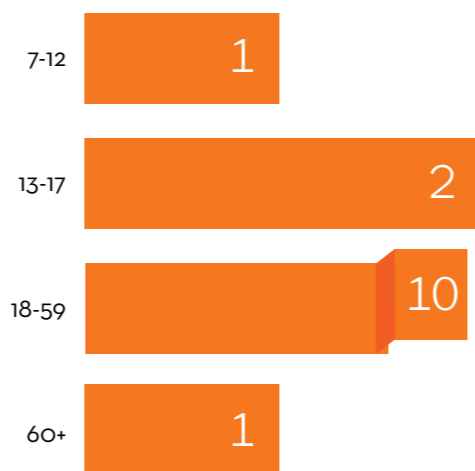
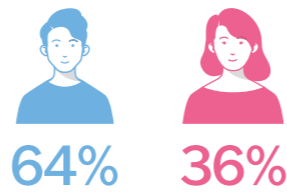
2022

INJURIES

According to the 5-year average 2017-2021, 23 injuries are recorded every year involving sea sports and recreations. From these, 65% (15) involved men and 35% (8) women.



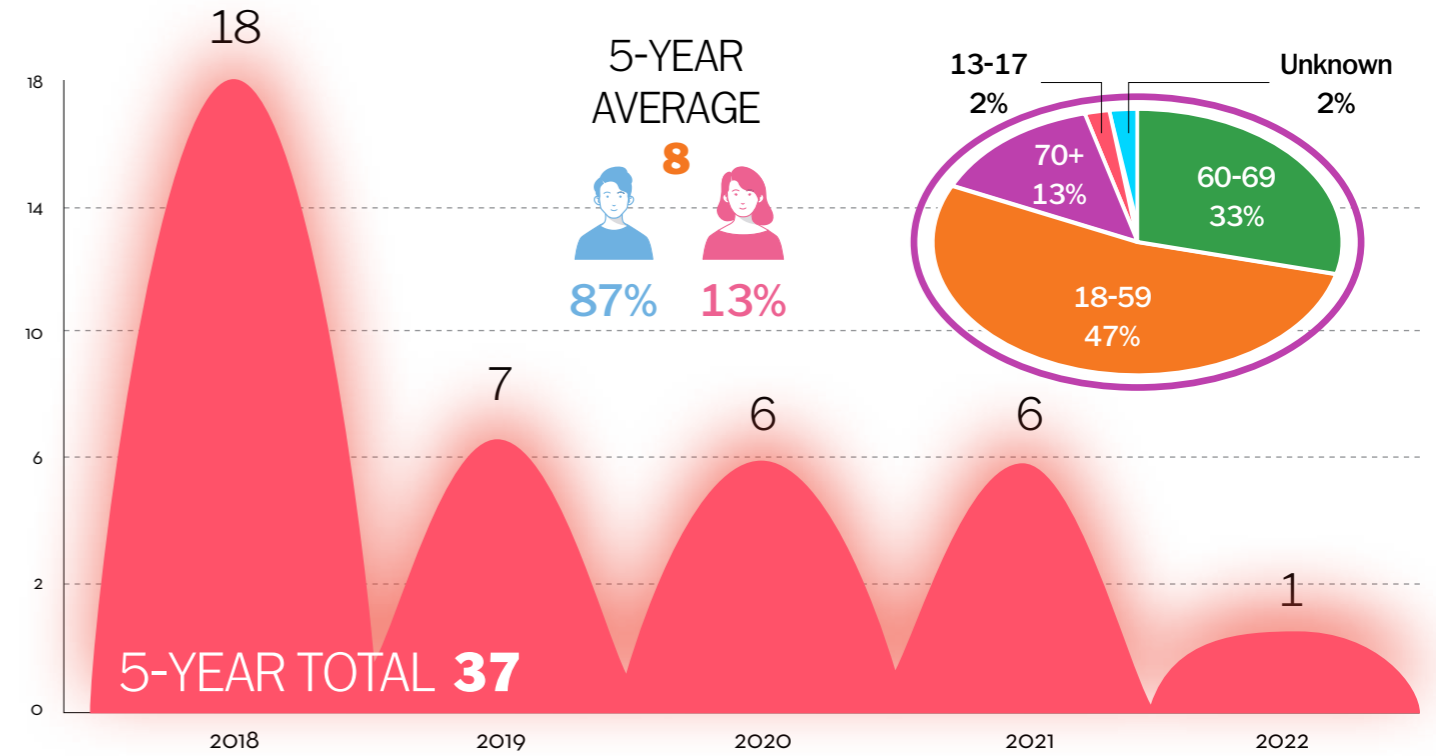
5-YEAR AVERAGE **14**



INVOLVING A SPEED BOAT

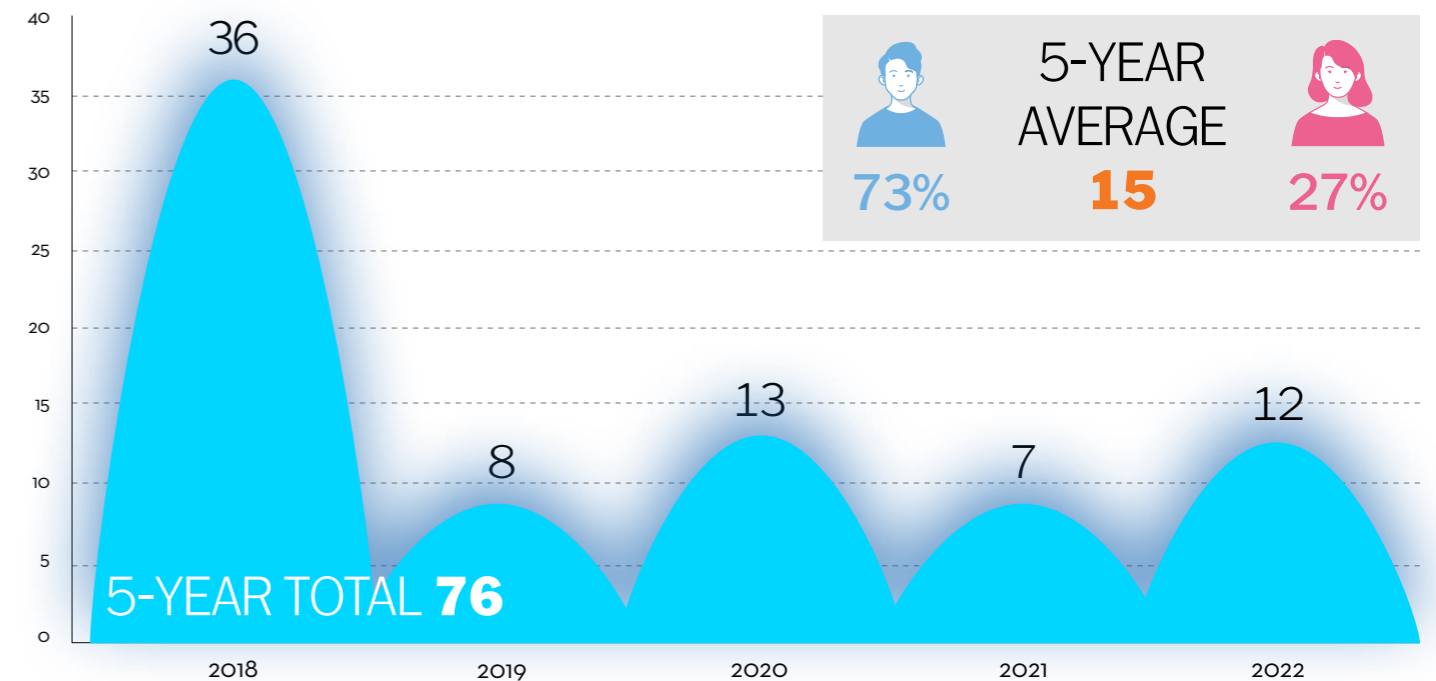
FATAL ACCIDENTS

In the 5-year period 2018-2022, 8 deaths are recorded involving a speed boat, where 87% (7) of the victims are men and 13% (1) women.



INJURIES

According to the 5-year average 2018-2022, 14 injuries are recorded every year involving sea sports and recreations. From these, 64% (9) involved men and 36% (5) women.

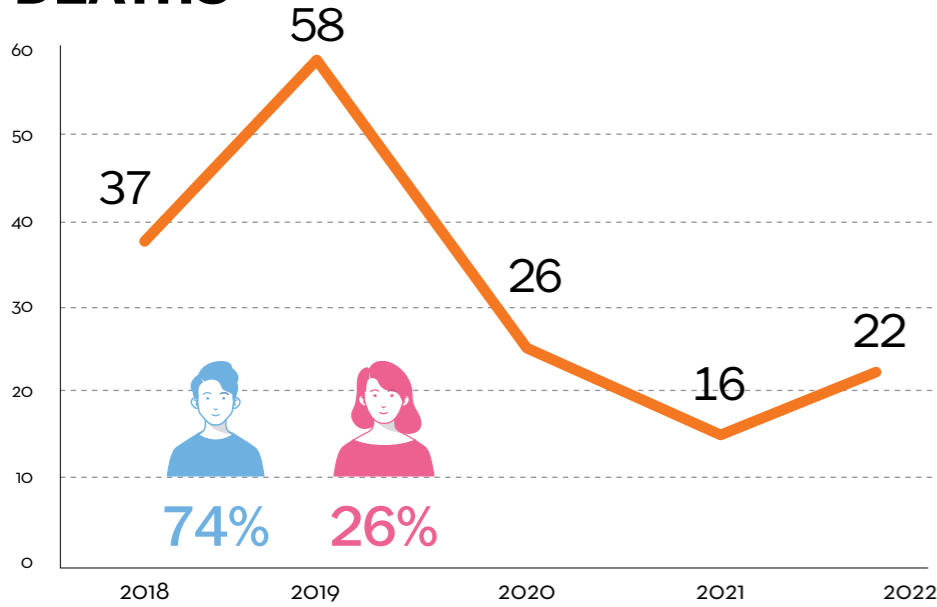




CHAPTER 7

ACCIDENTS
IN INTERNAL
WATERS
2018- 2022

DEATHS



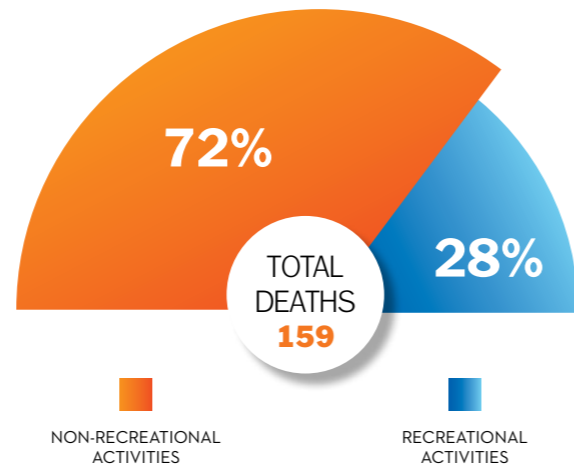
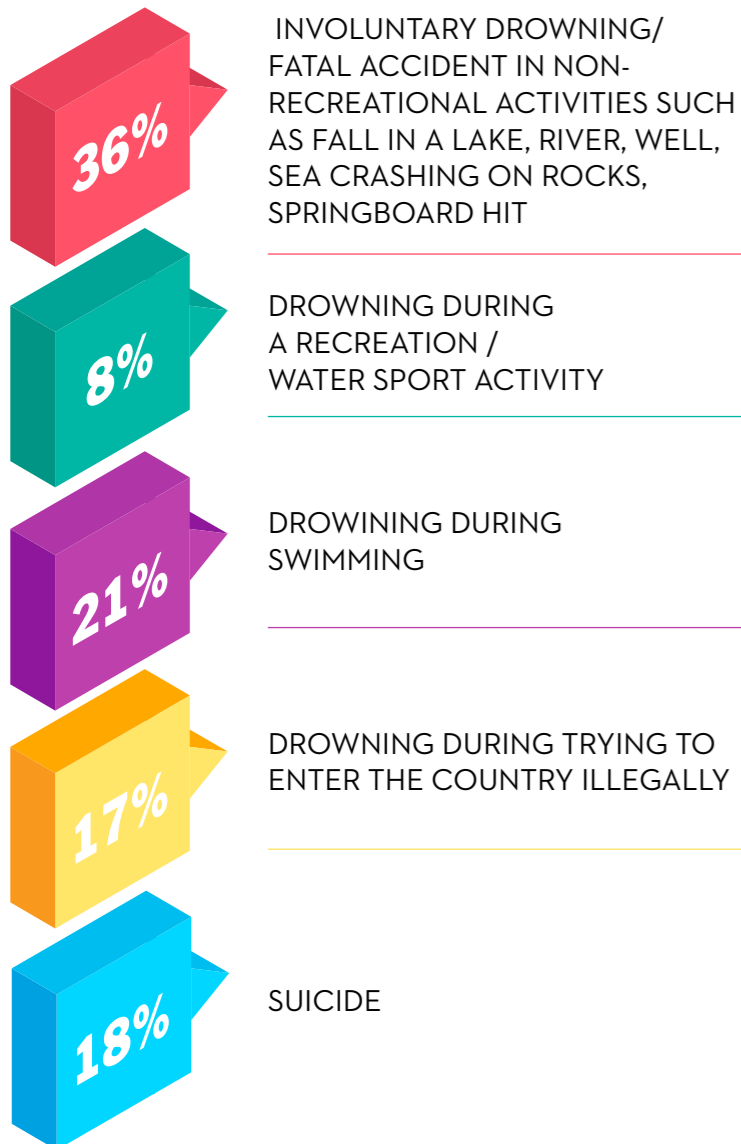
In the 5-year period 2018-2022, 32 fatal accidents were recorded, where 74% of the victims were men (24 in total on average) and the rest 26% (8 in total on average) were women.

159 5-YEAR TOTAL

5-YEAR AVERAGE **32**

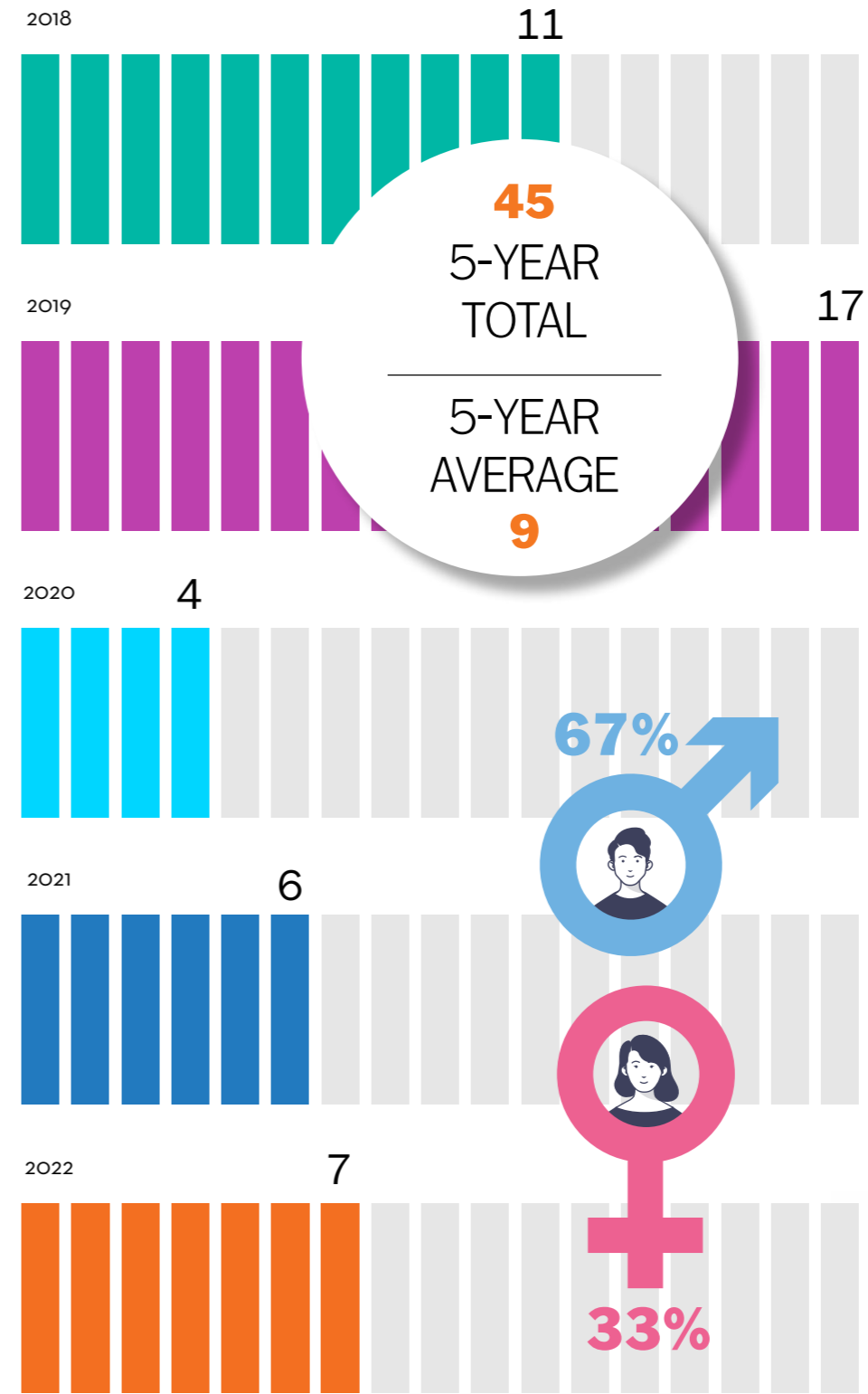
TYPE OF ACCIDENT

Of the 159 fatal accidents that took place in the 5-year period 2018-2022 in internal waters, 36% on average (12) were due to involuntary drowning/fatal injury in non-recreational activity such as fall in a lake, river, sea-crashing on rocks, sprin board hit etc, the 21% (7) due to drowning while swimming, the 18% due to suicide, 17% while attempting to enter the country illegally and 8% due to drowning while doing some recreational activity.



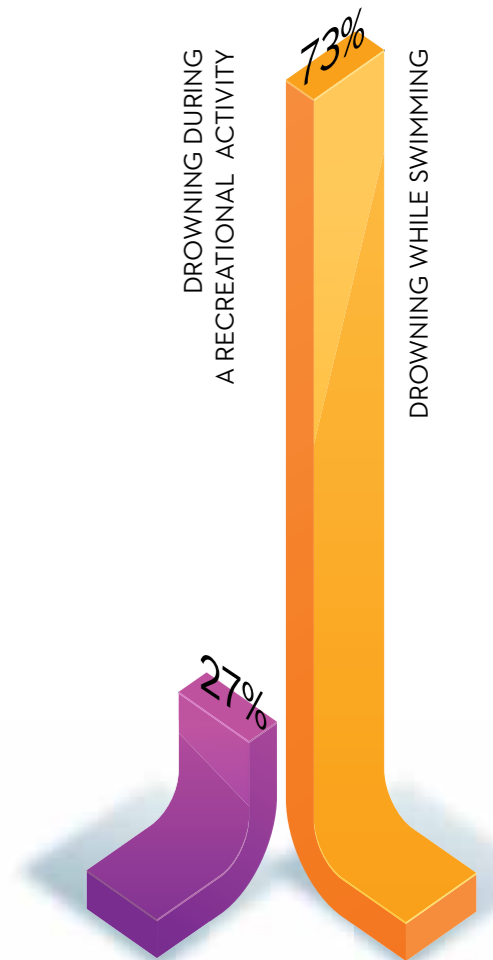
DEATHS IN RECREATION ACTIVITIES

In the 5-year period 2018- 2022, 9 fatal accidents were recorded in recreation activities, where 67% of the victims were men (6) and the rest 33% were women (3).



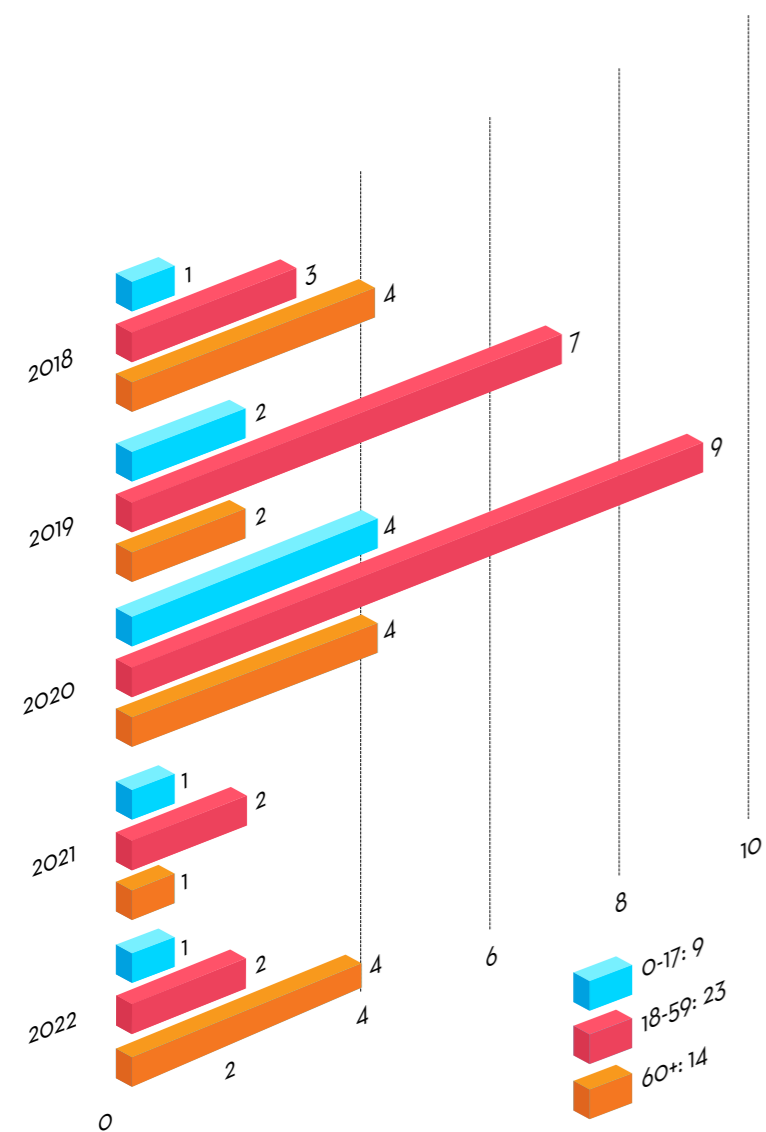
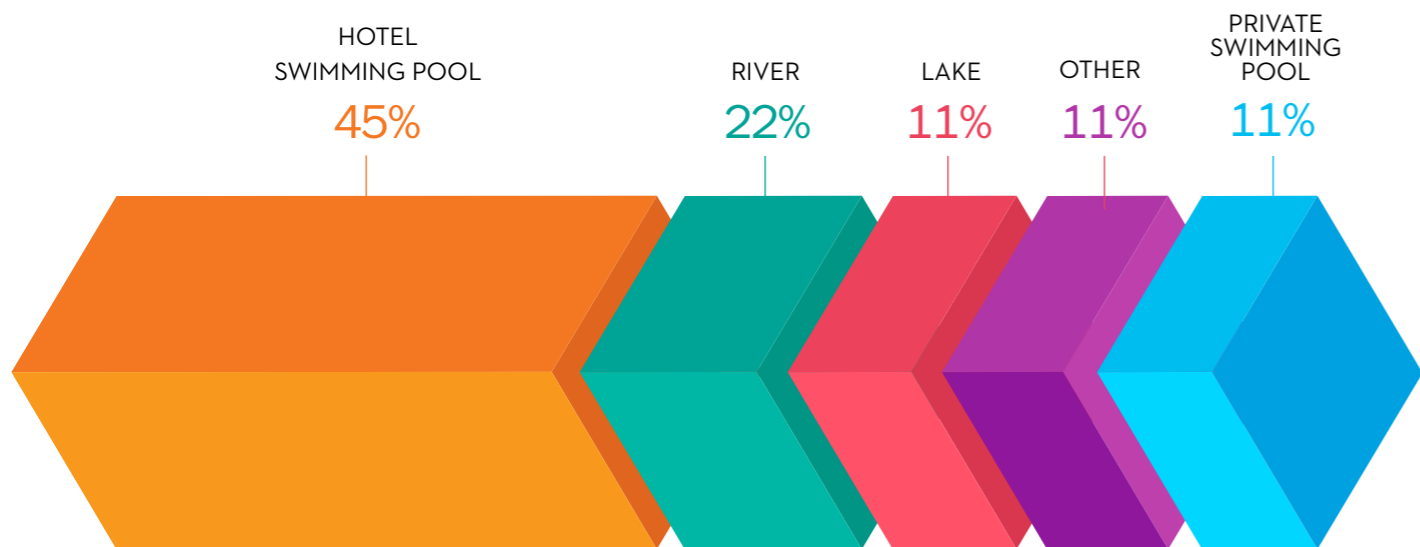
TYPE OF FATAL ACCIDENT DURING A RECREATIONAL ACTIVITY

Out of a total of 45 fatal accidents that took place in internal waters during recreational activities, 77% (33) were drownings of swimmers and 27% (13) were a result of fatal injuries during a recreational/sport activity (fishing, rafting etc). (In the following units of this study we will only analyse data on recreational activities).



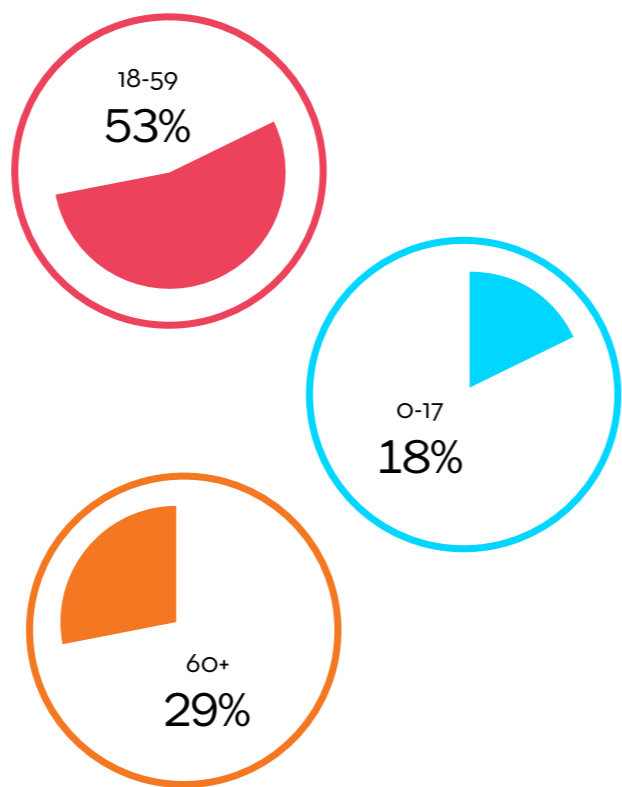
LOCATION

In the 5-year period 2018-2022, 45% (4) of deaths happened in hotel swimming pools, while 22% (2) in rivers and 13% (1) in lakes, private swimming pool and other location accordingly.



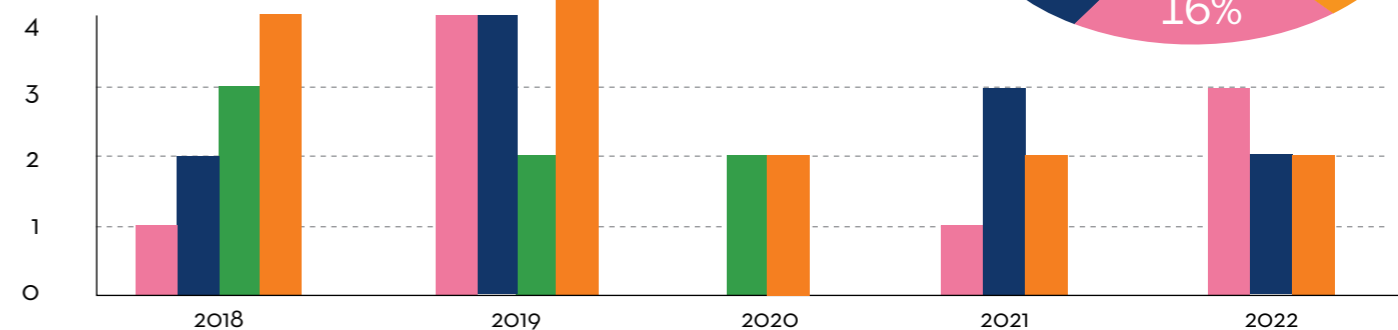
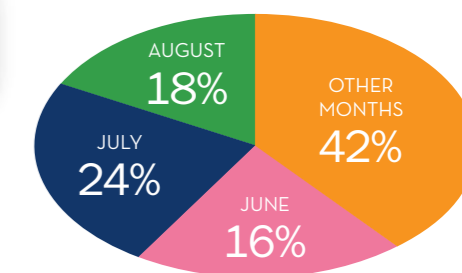
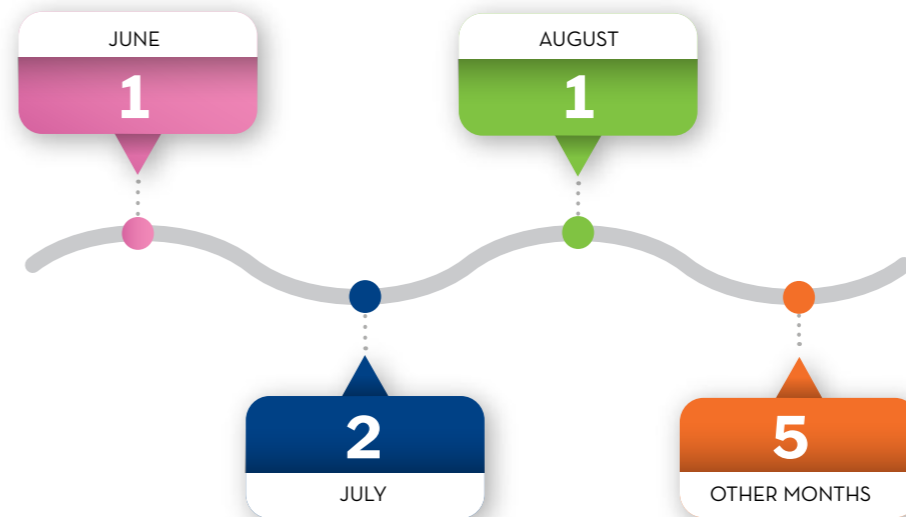
AGES

Out of the 9 fatal accidents that take place on average every year on recreational activities, 53% of the victims are aged 18-59 (5), 29% (3) are people over 60 and 18% (2) are minors.



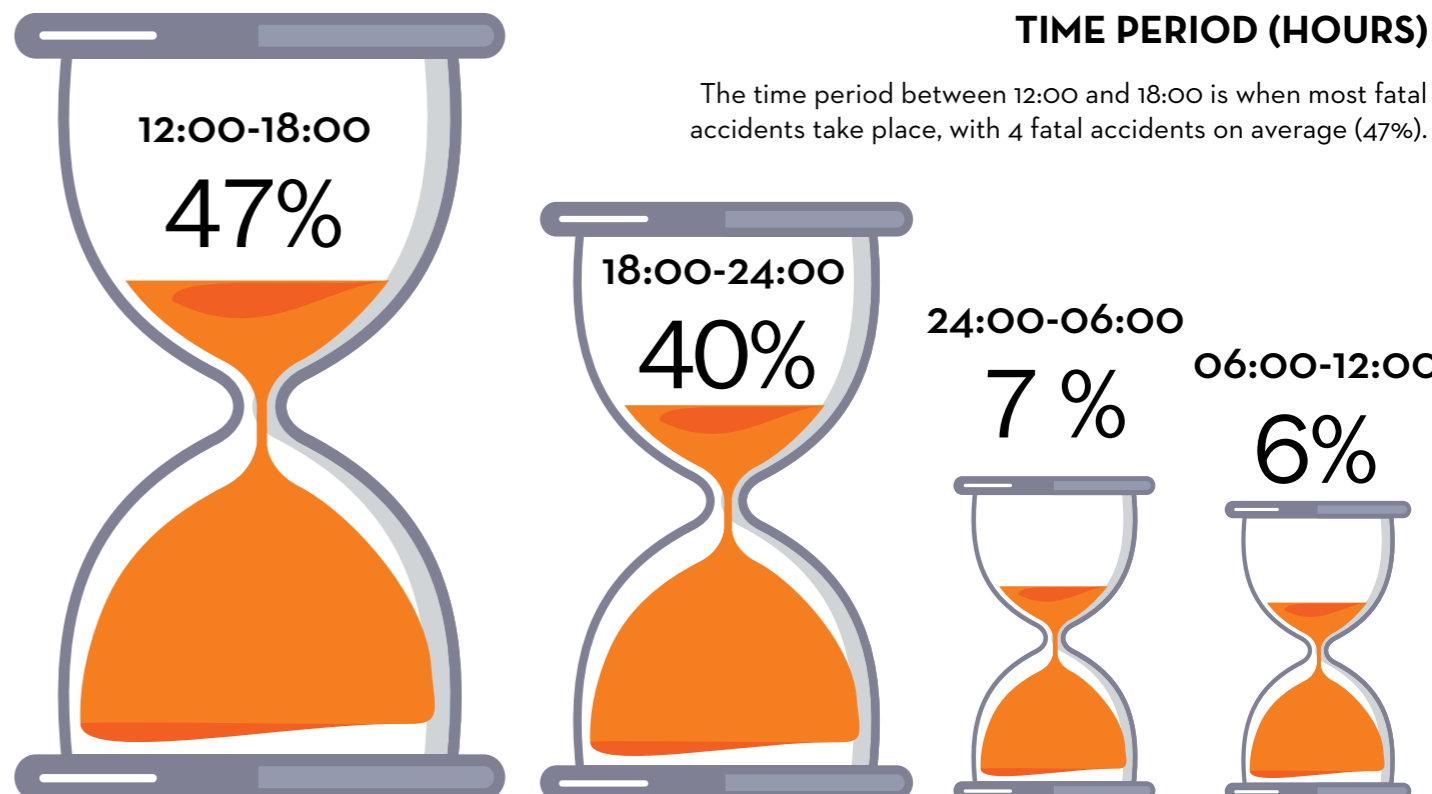
TIME PERIOD (MONTH)

In the 5-year period 2018-2022, out of the 9 fatal accidents that take place in internal waters annually on average, 24% (2) is recorded in July, 18% (1) in August, 16% in June while 42% the rest months.



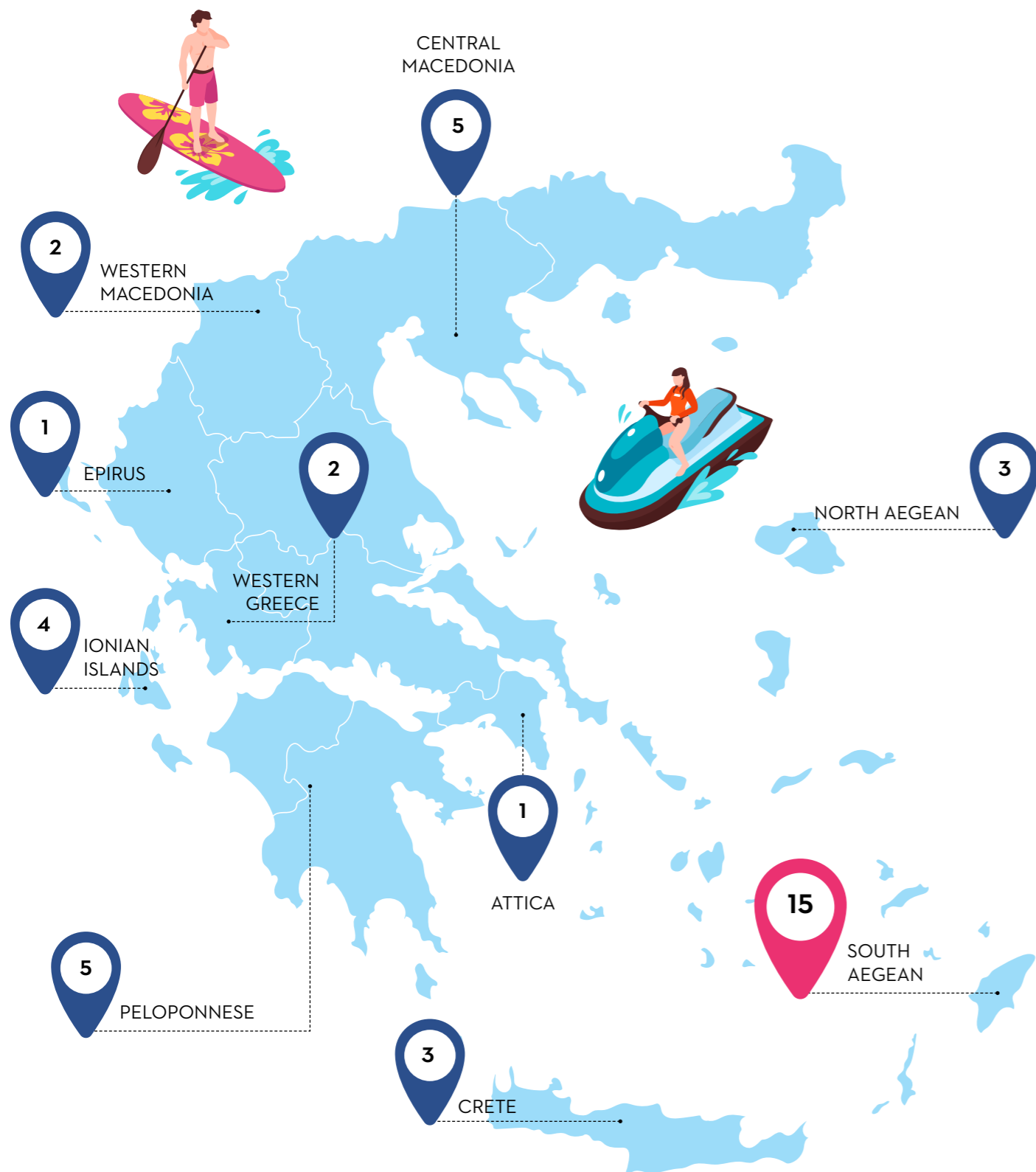
TIME PERIOD (HOURS)

The time period between 12:00 and 18:00 is when most fatal accidents take place, with 4 fatal accidents on average (47%).



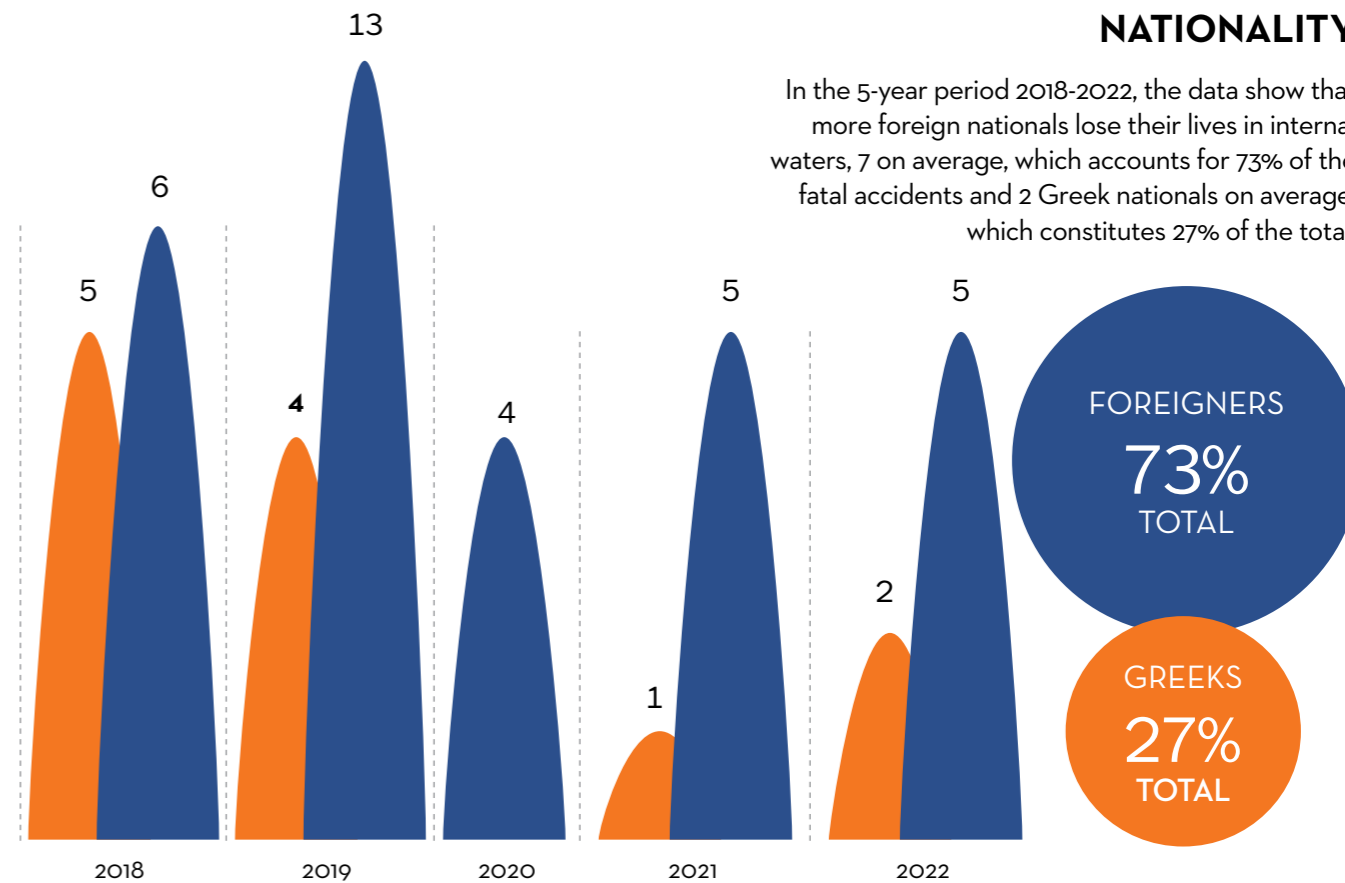
REGION

In the 5-year period 2018-2022, the Regions with the most fatal accidents in recreational activities were the South Aegean Region (15 in total), the Peloponnese Region & the Region of Central Macedonia with 5 deaths respectively.



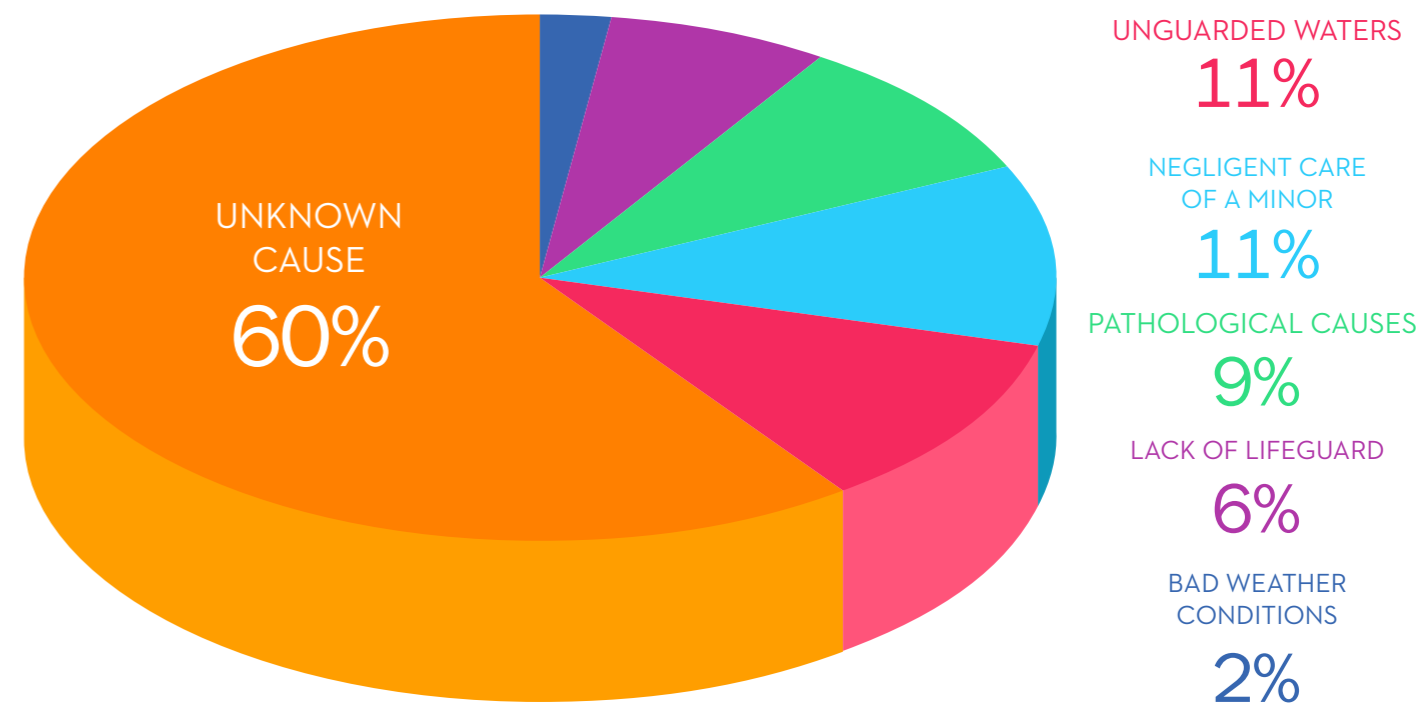
NATIONALITY

In the 5-year period 2018-2022, the data show that more foreign nationals lose their lives in internal waters, 7 on average, which accounts for 73% of the fatal accidents and 2 Greek nationals on average, which constitutes 27% of the total.



CAUSES OF THE INCIDENT

In the 5-year period, 11% of people who lose their lives on average in internal waters is due to negligent care of an underage victim, 11% is due to unguarded waters, 9% is due to pathological causes, 6% due to lack of lifeguard at a hotel swimming pool and 2% due to bad weather conditions. The conditions under which the 60% of people lost their lives, still remain unknown to the Hellenic Police.



Download



UNDER THE AUSPICES



- ▶ Sea Sports
- ▶ 3.000+ beaches
- ▶ Day boat cruisers
- ▶ Marinas
- ▶ Health Centers
- ▶ Safety Regulations



Interface in

Appgrade

your holidays in Greece & Cyprus



www.safewatersports.gr





Be informed.
Check.
Be careful.
Enjoy.





SAFE
WATER
SPORTS

Konitsis 11B Marousi 15125, Athens, Greece tel. 2108029428,
email: infosafe@safewatersports.gr, www.safewatersports.com